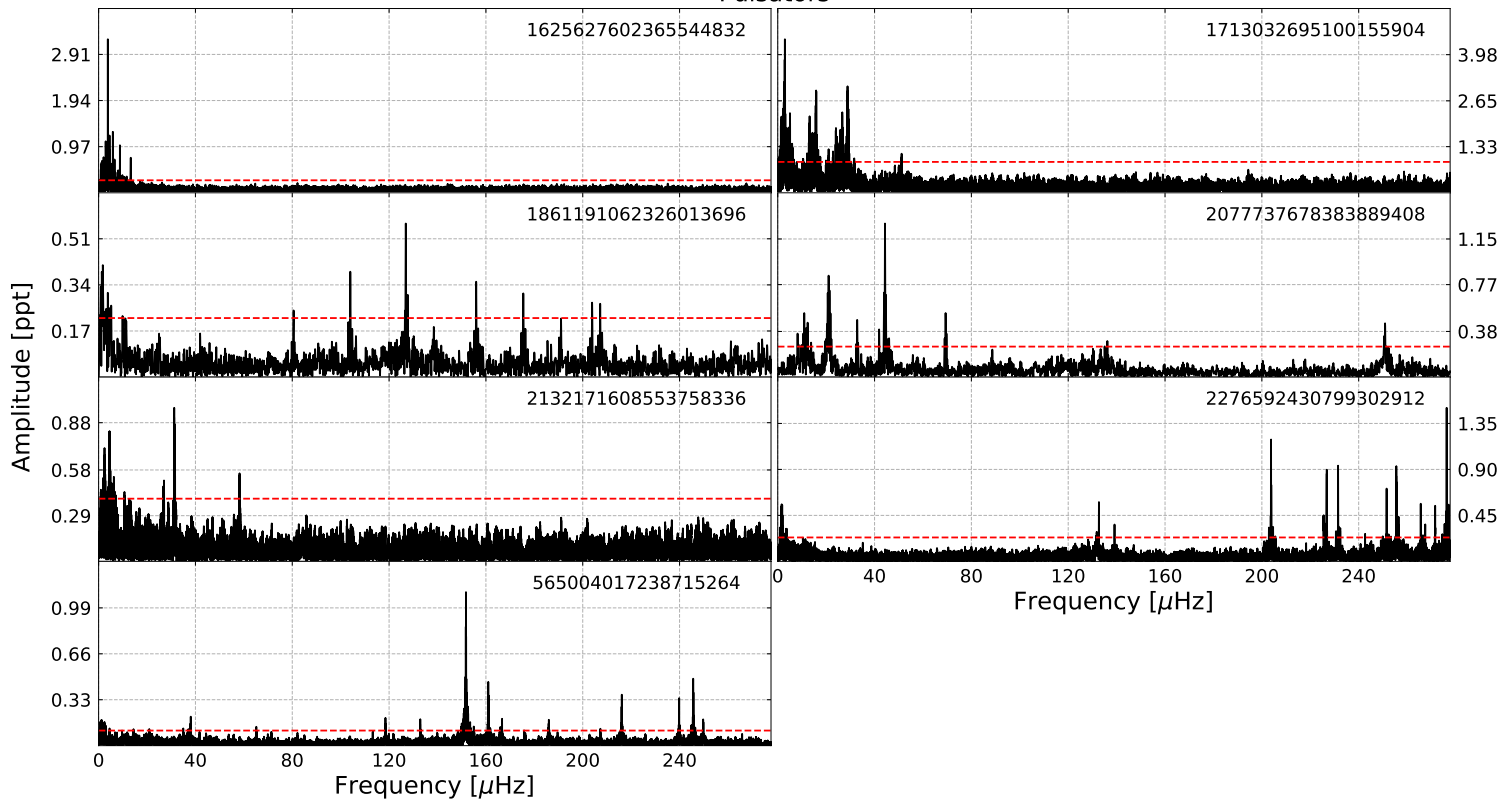


Non-sdB classified variables.
The table is followed by the amplitude spectra or phased time-series of these objects.

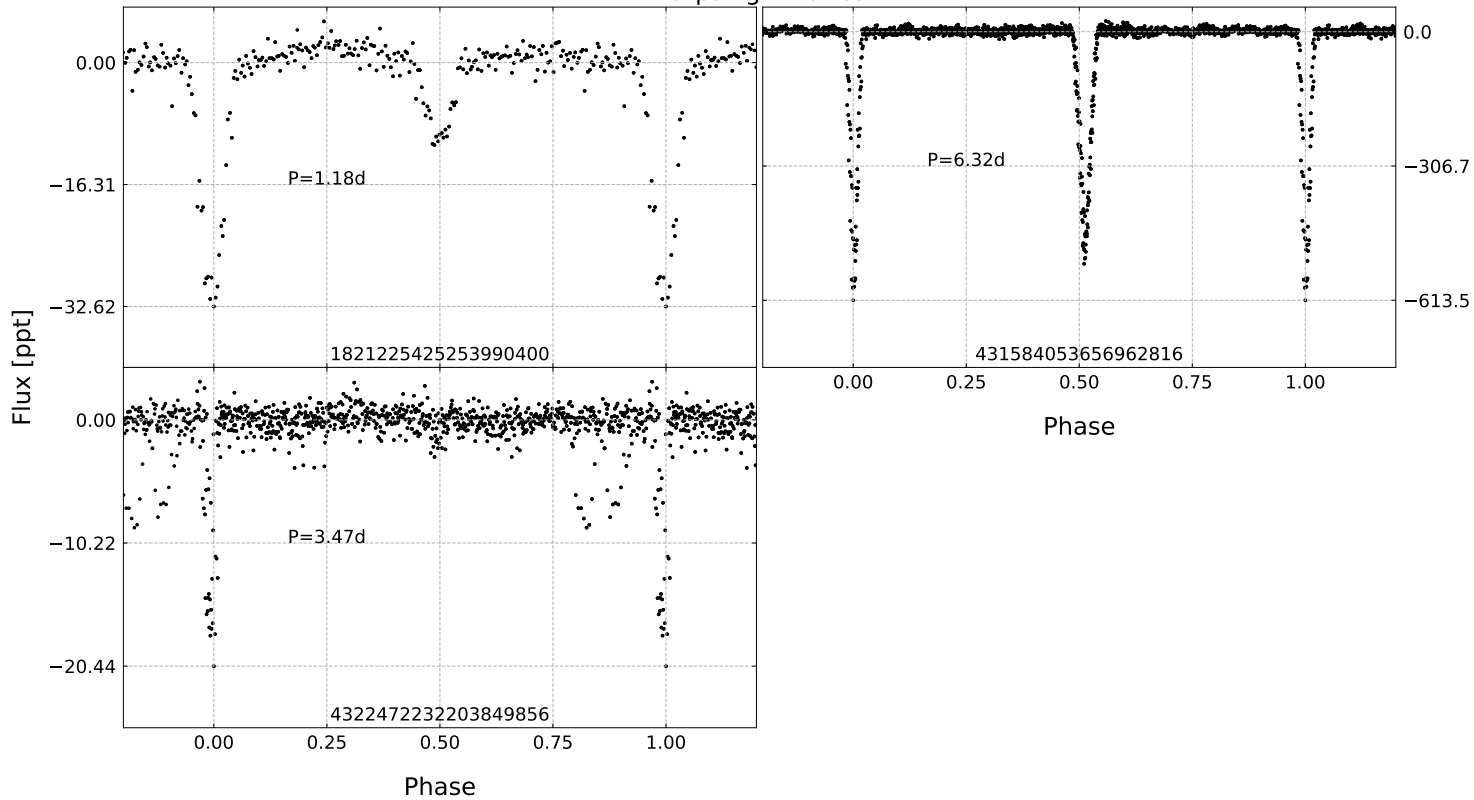
Gaia DR2	TIC	Spectral Type	G [mag]	Sector	Period [days]	Remarks
Pulsators						
1625627602365544832	198209459	B2	13.5254	14-26	-	2 objects within 21"
1713032695100155904	298091568	B4.1	15.0012	14,15,20,21	-	2 objects within 30"
1861191062326013696	1955410399	A0	10.3106	14,15	-	3 objects within 32"
2077737678383889408	270610177	Be	11.7726	14,15	-	Reinhold et al. (2013)
2132171608553758336	279919275	B3V	13.4577	14,15,26	-	-
2276592430799302912	315774160	B	14.5702	16-19,24-25	-	3 objects within 32"
565004017238715264	609754520	A7IV	6.6357	18,19,24,26	-	-
Eclipsing binaries						
1821225425253990400	209942349	A3	10.4677	14	1.1762	very crowded field
431584053656962816	283020391	DAB	16.2654	17,18	6.3199	object 12" away
4322472232203849856	68975924	A2	9.0130	14	3.4703	-
Phased lightcurves						
1075871822836912128	371767486	DA:	15.7809	14,20,21	0.8906	-
1152688378078955264	459905076	DA:	15.2861	25,26	0.4294	-
1459266575345109248	950014908	DA	18.9155	23	0.2015	-
1533367920984344320	18084735	B4V	11.5687	22	0.5465	-
1542252151028439808	233640529	A5	12.4525	22	0.4131	-
1605967612907047808	161002462	B5.7	13.4325	16,22,23	3.2063	-
1659906934649659136	441686959	B7.4	13.2220	15,16,22,23	1.4122	-
1828813777784480128	395530534	B8V	7.4272	14	1.3056	-
733024134288133120	82263882	B6	13.5416	22	1.0151	-
767386312198060160	10113134	B	12.9598	22	0.9451	-
2100882501225439488	120819719	B	13.4363	14	1.9043	Reinhold et al. (2013)
936051906999100800	334276196	B7	15.7925	20	2.8301	RS CVn (Drake et al. 2014)
747335579498454144	173005060	B	14.2143	21	2.3108	-
Amplitude spectra						
1000850426487401728	14196017	B1	14.1613	20	-	object 9" away
1006212675978250240	339539154	B1	14.5041	19,20	-	-
1328057763997734144	57158280	B2p	13.1287	24,25	-	very crowded field
1357436478465245184	115351563	B	16.0317	24,25	-	crowded field
1511544337452190592	332350597	B9kp	11.5628	22,23	-	-
1662011812222609280	1001373800	B	16.8434	15,16	-	2 objects within 21"
1683580626882189312	142961094	B9.6	14.9794	14,15,21	-	-
1706963459634476928	160409651	B8.7	14.7709	14-15,19-22,26	-	-
1862531534485984256	427303386	A0	9.7728	14,15	-	crowded field
1865673736869022848	236211659	B	12.1967	15	-	-
1909071392087590656	120598109	DBA	15.0068	16	-	object 11" away
1988623257385378304	65989760	B	12.8990	16,17	-	4 bright objects within 21"
2099876757323090304	399792855	B3V:p	11.2097	14,26	-	-
2106552442170221312	279911599	B	16.5875	14,26	-	Reinhold et al. (2013)
2130935452546450944	299032735	B	13.0351	14,15	-	Reinhold et al. (2013)
2131117284281652992	399912033	B	14.7895	14,15	-	Reinhold et al. (2013)

300118776907986560	5645757	B	11.6710	18	-	-
426510559099112832	605260809	A2III:	10.1721	17,18,24	-	crowded field
474298671637654400	392371303	A0	10.4433	19	-	crowded field
693490266000488704	126318109	B	12.2537	21	-	-
709613951186153472	172933463	B8	10.3411	21	-	-
791009766199488128	11894192	DA:	14.6829	22	-	-
908509660415660416	99010997	B8	10.1411	20	-	-

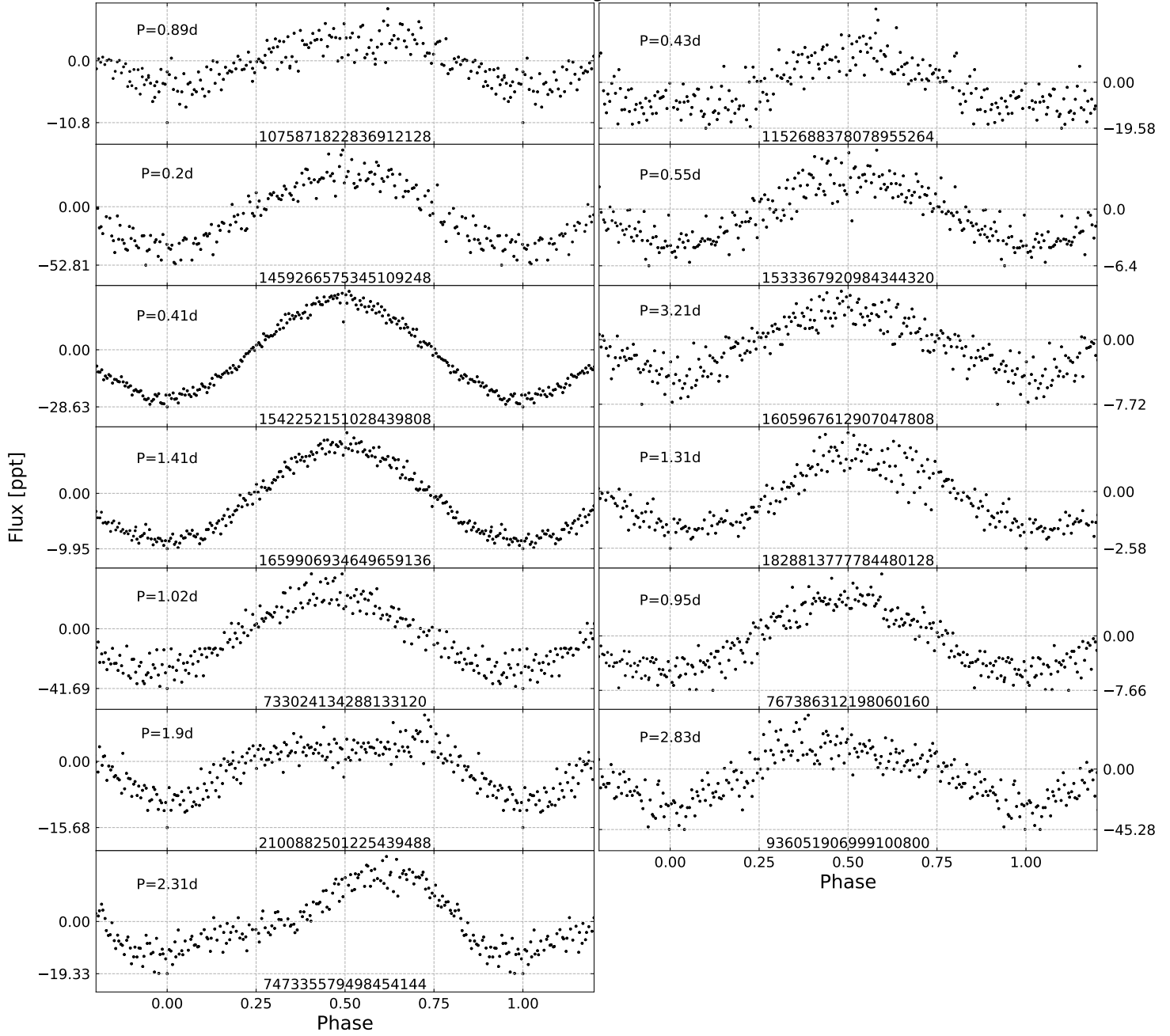
Pulsators



Eclipsing Binaries



Phased lightcurves



Amplitude spectra

