

```

<< Units`
<< PhysicalConstants`
<< PlotLegends`

SetDirectory[NotebookDirectory[]]

Get["NitrogenRateEquations.m"]
Get["NitrogenMoleculeRateEqs.m"]

HartreeToeV := 27.2113845
eVToHartree := 1 / HartreeToeV
JouleToHartree := 2.29371269*^17
MilliJouleToHartree := 1*^-3 * JouleToHartree
BohrToAngstroem := 0.5291772083
AngstroemToBohr := 1 / BohrToAngstroem
MicrometerToBohr := 1*^4 * AngstroemToBohr
BohrToMicrometer := 1 / MicrometerToBohr
t0ToSecond := 24.18884326505*^-18
t0ToFemtoSecond := 24.18884326505*^-3
crossSectionAUtoBarn := 1*^8 * BohrToAngstroem^2
crossSectionAUtocm2 := crossSectionAUtoBarn * 1*^-24
crossSectioncm2toAU := 1 / crossSectionAUtocm2

neginfinity := -1000 / t0ToFemtoSecond
posinfinity := 10000 / t0ToFemtoSecond

```

Optimal molecular fragmentation parameters for the static fragmentation matrix model with atomic probabilities

Christian Buth, 19 April 2012

Argonne National Laboratory, Argonne, Illinois 60439, USA

Experimental parameters

```

optdamp280 := 0.31
optdamp80 := 0.25
optdamp7 := 0.16
optdamp4 := 0.26

optdamp4 * 0.15 / 0.26

0.15

optdamp7 * 0.26 / 0.15

0.277333

photonenergy := 1100 * eVToHartree
nintsteps := nintdata
nint := nintsteps
Off[NIntegrate::inumr]

```

Atomic ion yields

■ Independent-atom model

```

tauX280 := 280 / t0ToFemtoSecond
tauX4 := 4 / t0ToFemtoSecond
pulseenergy280 := optdamp280 * 0.26 * MilliJouleToHartree
pulseenergy4 := optdamp4 * 0.15 * MilliJouleToHartree
photonenergy := 1100 * eVToHartree
nintsteps := nintdata
nint := nintsteps

J0Xpeak280 = 2 * Sqrt[Log[2] / Pi] / tauX280 * peakfluence[pulseenergy280, photonenergy];
J0Xcur280 = J0Xpeak280 / nintsteps * nint;
jxcrater280[t_] := jxgaussian[J0Xcur280, tauX280, t]

J0Xpeak4 = 2 * Sqrt[Log[2] / Pi] / tauX4 * peakfluence[pulseenergy4, photonenergy];
J0Xcur4 = J0Xpeak4 / nintsteps * nint;
jxcrater4[t_] := jxgaussian[J0Xcur4, tauX4, t]

sol280 = solveNitrogenRateEquations[photonenergy,
  jxcrater280, neginfinity, posinfinity, 1 / 1000, True];
sol4 = solveNitrogenRateEquations[photonenergy, jxcrater4,
  neginfinity, posinfinity, 1 / 1000, True];

fmat = IdentityMatrix[64];

molprobs[fmat, sol280]

{{0.405229, 0.0176737, 0.356105, 0.0133026, 0.151779, 0.0482868, 0.00741226, 0.000211219},
 {0.405229, 0.0176737, 0.356105, 0.0133026, 0.151779, 0.0482868, 0.00741226, 0.000211219}}

molprobs[fmat, sol4]

{{0.645918, 0.0135444, 0.286341, 0.00680252, 0.0439564,
  0.003356, 0.0000804996, 2.80215 × 10-7}, {0.645918, 0.0135444, 0.286341,
  0.00680252, 0.0439564, 0.003356, 0.0000804996, 2.80215 × 10-7}}

stationyieldcrateranalysis[fmat, pulseenergy280, photonenergy, tauX280, nint, True]

{0.978037, 0.000852961, 0.0170978, 0.000272074,
  0.00308426, 0.000591163, 0.0000633126, 1.39692 × 10-6}

aionprob4 = ionyieldcrateranalysis[pulseenergy4, photonenergy, tauX4, nint, True]

{0.988226, 0.000506524, 0.010386, 0.000115178,
  0.000729999, 0.0000358351, 6.3151 × 10-7, 1.74039 × 10-9}

stationyieldcrateranalysis[fmat, pulseenergy4, photonenergy, tauX4, nint, True]

{0.988226, 0.000506524, 0.010386, 0.000115178,
  0.000729999, 0.0000358351, 6.3151 × 10-7, 1.74039 × 10-9}

aionprob280 = ionyieldcrateranalysis[pulseenergy280, photonenergy, tauX280, nint, True]

{0.978037, 0.000852961, 0.0170978, 0.000272074,
  0.00308426, 0.000591163, 0.0000633126, 1.39692 × 10-6}

aionyi280 = aionprob280[[2 ;; 8]] / (1 - aionprob280[[1]])

{0.0388362, 0.778484, 0.0123878, 0.14043, 0.0269163, 0.00288269, 0.0000636031}

aionyi4 = aionprob4[[2 ;; 8]] / (1 - aionprob4[[1]])

{0.0430199, 0.8821, 0.00978229, 0.062, 0.00304354, 0.0000536352, 1.47815 × 10-7}

```

■ Most probable independent-atom molecular probabilities

```
Transpose[Partition[Flatten[Table[{i, j}, {j, 0, 7}, {i, 0, 7}]], 2]] // MatrixForm
```

$$\begin{pmatrix} 0 & 1 & 2 & 3 & 4 & 5 & 6 & 7 & 0 & 1 & 2 & 3 & 4 & 5 & 6 & 7 & 0 & 1 & 2 & 3 & 4 & 5 & 6 & 7 & 0 & 1 & 2 & 3 & 4 & 5 & 6 & 7 & 0 & 1 & 2 & 3 & 4 & 5 & 6 & 7 \\ 0 & 0 & 0 & 0 & 0 & 0 & 0 & 0 & 1 & 1 & 1 & 1 & 1 & 1 & 1 & 1 & 2 & 2 & 2 & 2 & 2 & 2 & 2 & 2 & 3 & 3 & 3 & 3 & 3 & 3 & 3 & 3 & 4 & 4 & 4 & 4 & 4 & 4 & 4 & 4 \end{pmatrix}$$

```
mps280 = Partition[Flatten[
  Table[{i, j, aionprob280[[i + 1]] * aionprob280[[j + 1]]}, {i, 0, 7}, {j, 0, i}], 3];
mps4 = Partition[Flatten[Table[{i, j, aionprob4[[i + 1]] * aionprob4[[j + 1]]},
  {i, 0, 7}, {j, 0, i}], 3];
```

```
srt4 = Transpose[Sort[mps4, #1[[3]] > #2[[3]] &]];
srt4 // MatrixForm
```

$$\begin{pmatrix} 0 & 2 & 4 & 1 & 3 & 2 & 5 & 4 \\ 0 & 0 & 0 & 0 & 0 & 2 & 0 & 2 \\ 0.97659 & 0.0102637 & 0.000721403 & 0.00050056 & 0.000113822 & 0.000107869 & 0.0000354132 & 7.58176 \times 10^{-6} \end{pmatrix}$$

```
srt280 = Transpose[Sort[mps280, #1[[3]] > #2[[3]] &]];
srt280 // MatrixForm
```

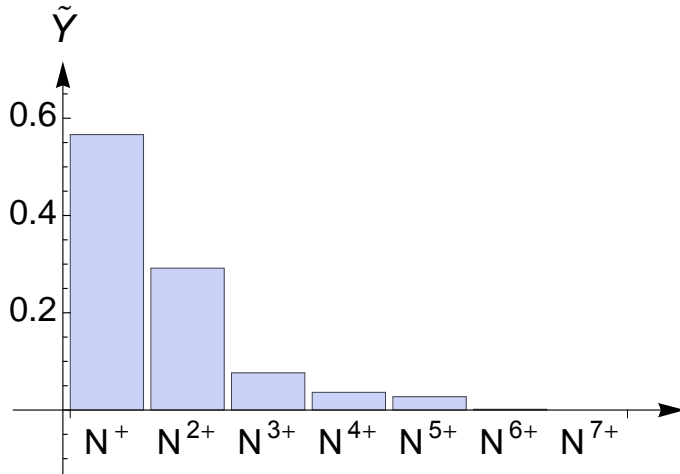
$$\begin{pmatrix} 0 & 2 & 4 & 1 & 5 & 2 & 3 & 6 \\ 0 & 0 & 0 & 0 & 0 & 2 & 0 & 0 \\ 0.956556 & 0.0167223 & 0.00301652 & 0.000834227 & 0.000578179 & 0.000292336 & 0.000266098 & 0.0000619221 \end{pmatrix}$$

```
{MatrixForm[Transpose[srt280][[1 ;; 15]]], MatrixForm[Transpose[srt4][[1 ;; 15]]]}
```

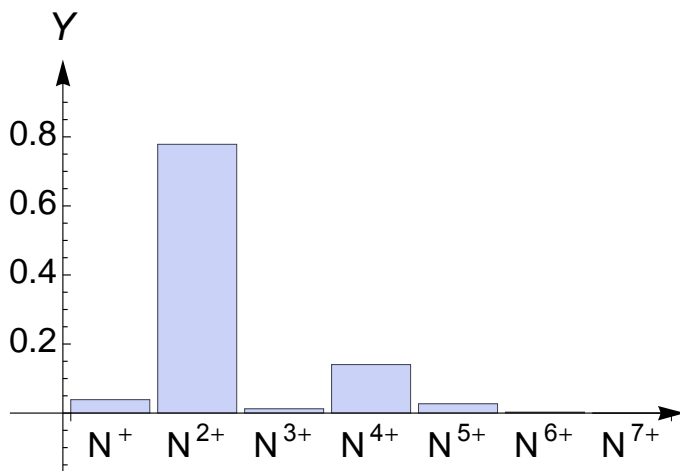
$$\left\{ \begin{pmatrix} 0 & 0 & 0.956556 \\ 2 & 0 & 0.0167223 \\ 4 & 0 & 0.00301652 \\ 1 & 0 & 0.000834227 \\ 5 & 0 & 0.000578179 \\ 2 & 2 & 0.000292336 \\ 3 & 0 & 0.000266098 \\ 6 & 0 & 0.0000619221 \\ 4 & 2 & 0.0000527342 \\ 2 & 1 & 0.0000145838 \\ 5 & 2 & 0.0000101076 \\ 4 & 4 & 9.51266 \times 10^{-6} \\ 3 & 2 & 4.65188 \times 10^{-6} \\ 4 & 1 & 2.63075 \times 10^{-6} \\ 5 & 4 & 1.8233 \times 10^{-6} \end{pmatrix}, \begin{pmatrix} 0 & 0 & 0.97659 \\ 2 & 0 & 0.0102637 \\ 4 & 0 & 0.000721403 \\ 1 & 0 & 0.00050056 \\ 3 & 0 & 0.000113822 \\ 2 & 2 & 0.000107869 \\ 5 & 0 & 0.0000354132 \\ 4 & 2 & 7.58176 \times 10^{-6} \\ 2 & 1 & 5.26076 \times 10^{-6} \\ 3 & 2 & 1.19624 \times 10^{-6} \\ 6 & 0 & 6.24074 \times 10^{-7} \\ 4 & 4 & 5.32898 \times 10^{-7} \\ 5 & 2 & 3.72183 \times 10^{-7} \\ 4 & 1 & 3.69762 \times 10^{-7} \\ 1 & 1 & 2.56567 \times 10^{-7} \end{pmatrix} \right\}$$

■ Presentation graphics

```
BarChart[normOleg280, PlotRange → {{0, 8}, {-0.12, 0.7}},
ChartLabels → {" N+ ", "N2+ ", "N3+ ", "N4+ ", "N5+ ", "N6+ ", "N7+ "},
AxesLabel → {"", "Ỹ"}, AxesStyle → {{Arrowheads[Automatic], AbsoluteThickness[0.6]},
{Arrowheads[Automatic], AbsoluteThickness[0.6]}},
LabelStyle → {FontFamily → "Helvetica", FontSlant → Plain, FontSize → 18}]
```



```
BarChart[aionyi280, PlotRange → {-0.16, 1},
ChartLabels → {" N+ ", "N2+ ", "N3+ ", "N4+ ", "N5+ ", "N6+ ", "N7+ "},
AxesLabel → {"", "Y"}, AxesStyle → {{Arrowheads[Automatic], AbsoluteThickness[0.6]},
{Arrowheads[Automatic], AbsoluteThickness[0.6]}},
LabelStyle → {FontFamily → "Helvetica", FontSlant → Plain, FontSize → 18}]
```



Compounded fragmentation matrix

■ Transformation basics

```
eqsh = {{1 - fac, 0, 0}, {fac, 1, fac}, {0, 0, 1 - fac}};
eqsh // MatrixForm
```

$$\begin{pmatrix} 1 - \text{fac} & 0 & 0 \\ \text{fac} & 1 & \text{fac} \\ 0 & 0 & 1 - \text{fac} \end{pmatrix}$$

```
Det[eqsh]
```

```
1 - 2 fac + fac2
```

```
eqsh.{a, b, c}
```

```
{a (1 - fac), b + a fac + c fac, c (1 - fac)}
```

```
eqsh.{1, 0, 0} /. {fac -> 1}
```

```
eqsh.{0, 1, 0} /. {fac -> 1}
```

```
eqsh.{0, 0, 1} /. {fac -> 1}
```

```
{0, 1, 0}
```

```
{0, 1, 0}
```

```
{0, 1, 0}
```

■ Transformation matrix

```
mixingmat[id1_, id2_, re1_, re2_, fac_] := Module[{mima},
  mima = IdentityMatrix[64];
  mima[[id1, id1]] = 1 - fac;
  mima[[id2, id2]] = 1 - fac;
  mima[[re1, id1]] = fac;
  mima[[re2, id2]] = fac;
  mima
]
```

```
zeromatrix = Table[0, {j, 1, 64}, {i, 1, 64}];
```

```
mixingmat[ics[0, 2], ics[2, 0], ics[1, 1], ics[1, 1], fac1].
  mixingmat[ics[0, 3], ics[3, 0], ics[1, 2], ics[2, 1], fac2] -
  mixingmat[ics[0, 3], ics[3, 0], ics[1, 2], ics[2, 1], fac2].
  mixingmat[ics[0, 2], ics[2, 0], ics[1, 1], ics[1, 1], fac1] == zeromatrix
```

```
True
```

```
mixingmat[ics[0, 3], ics[3, 0], ics[1, 2], ics[2, 1], fac2] // MatrixForm;
```

```
commutatorMat[pair_] := Module[{a, b},
  {a, b} = pair;
  a.b - b.a == zeromatrix
]
```

```
redpairs = Subsets[Table[i, {i, 0, 7}], {2}]
```

```
{{0, 1}, {0, 2}, {0, 3}, {0, 4}, {0, 5}, {0, 6}, {0, 7}, {1, 2}, {1, 3},
  {1, 4}, {1, 5}, {1, 6}, {1, 7}, {2, 3}, {2, 4}, {2, 5}, {2, 6}, {2, 7},
  {3, 4}, {3, 5}, {3, 6}, {3, 7}, {4, 5}, {4, 6}, {4, 7}, {5, 6}, {5, 7}, {6, 7}}
```

```
compairs = Select[redpairs, Abs[#[[1]] - #[[2]]] >= 2 &]
```

```
{{0, 2}, {0, 3}, {0, 4}, {0, 5}, {0, 6}, {0, 7}, {1, 3}, {1, 4}, {1, 5}, {1, 6},
  {1, 7}, {2, 4}, {2, 5}, {2, 6}, {2, 7}, {3, 5}, {3, 6}, {3, 7}, {4, 6}, {4, 7}, {5, 7}}
```

```
Length[compairs]
```

```
21
```



```
Total[syioprobrep] // Simplify
```

```
1.
```

```
mionyi = syioprobrep[[2 ;; 8]] / (1 - syioprobrep[[1]]) // Simplify
```

```
{0.687633, 0.224943, 0.0689598, 0.0158832, 0.00251634, 0.0000647262, 1.67114 × 10-7}
```

```
Total[mionyi]
```

```
1.
```

Lower-limit model:

```
imolprob = imolionyieldsanalysis[optdamp280 * 0.26 * MilliJouleToHartree,
  1100 * eVToHartree, 280 / t0ToFemtoSecond, nintdata, True]
```

```
{0.963123, 0.00119759, 0.0240005, 0.000693249, 0.00737736,
  0.00087296, 0.00185482, 0.000420836, 0.00030548, 0.000120621,
  0.0000289629, 4.0282 × 10-6, 3.28117 × 10-7, 1.18271 × 10-8, 1.4901 × 10-10}
```

```
Total[imolprob]
```

```
1.
```

```
eqshprob = {
  imolprob[[1]] + 1 / 2 * imolprob[[2]],
  1 / 2 * imolprob[[2]] + imolprob[[3]] + 1 / 2 * imolprob[[4]],
  1 / 2 * imolprob[[4]] + imolprob[[5]] + 1 / 2 * imolprob[[6]],
  1 / 2 * imolprob[[6]] + imolprob[[7]] + 1 / 2 * imolprob[[8]],
  1 / 2 * imolprob[[8]] + imolprob[[9]] + 1 / 2 * imolprob[[10]],
  1 / 2 * imolprob[[10]] + imolprob[[11]] + 1 / 2 * imolprob[[12]],
  1 / 2 * imolprob[[12]] + imolprob[[13]] + 1 / 2 * imolprob[[14]],
  1 / 2 * imolprob[[14]] + imolprob[[15]]
}
```

```
{0.963722, 0.0249459, 0.00816046, 0.00250172,
  0.000576209, 0.0000912875, 2.34813 × 10-6, 6.06254 × 10-9}
```

```
Total[eqshprob]
```

```
1.
```

```
syioprobrep
```

```
{0.963722, 0.0249459, 0.00816046, 0.00250172,
  0.000576209, 0.0000912874, 2.34813 × 10-6, 6.06254 × 10-9}
```

```
imolyi = 1 / Total[eqshprob[[2 ;;]]] * eqshprob[[2 ;;]]
```

```
{0.687633, 0.224943, 0.0689598, 0.0158832, 0.00251634, 0.0000647262, 1.67114 × 10-7}
```

```
mionyi
```

```
{0.687633, 0.224943, 0.0689598, 0.0158832, 0.00251634, 0.0000647262, 1.67114 × 10-7}
```

```
mionyi.Table[i, {i, 1, 7}]
```

```
1.4209
```

```
imolprob[[2 ;;]]
```

```
{0.00119759, 0.0240005, 0.000693249, 0.00737736,
  0.00087296, 0.00185482, 0.000420836, 0.00030548, 0.000120621,
  0.0000289629, 4.0282 × 10-6, 3.28117 × 10-7, 1.18271 × 10-8, 1.4901 × 10-10}
```

```

eqshimolyi = 1 / Total[imolprob[[2 ;;]]] * imolprob[[2 ;;]]

{0.0324754, 0.65083, 0.0187991, 0.200055, 0.0236724, 0.0502979, 0.011412, 0.00828382,
 0.00327092, 0.000785398, 0.000109234, 8.89768 × 10-6, 3.20719 × 10-7, 4.04076 × 10-9}

Total[eqshimolyi * Table[i, {i, 1, 14}]] / 2

1.39783

```

Fragmentation-matrix fits

■ Fragmentation-matrix ion yields for a 4 fs pulse

```

tauX := 4 / t0ToFemtoSecond
pulseenergy := optdamp4 * 0.15 * MilliJouleToHartree

flioprob = stationyieldcrateranalysis[format, pulseenergy, photonenergy, tauX, nint, True];

flmionyi = flioprob[[2 ;; 8]] / (1 - flioprob[[1]]) // Simplify;

NMinimize[{normfitconsts[f1,f2,f3,f4,f5,f6,f7,f8,f9,f10,f11,f12,f13,f14,f15,f16,
f17,f18,f19,f20,f21],0<=f1<=1&&0<=f2<=1&&0<=f3<=1&&0<=f4<=1&&0<=f5<=1&&0<=f6<=1,
0<=f7<=1&&0<=f8<=1&&0<=f9<=1&&0<=f10<=1&&0<=f11<=1&&0<=f12<=1,0<=f13<=1&&0<=f14<=1&&
0<=f15<=1&&0<=f16<=1&&0<=f17<=1&&0<=f18<=1&&0<=f19<=1&&0<=f20<=1&&0<=f21<=1},
{{f1,0.75,0.77},{f2,0,0.1},{f3,0.4,0.7},{f4,0,0.1},{f5,0.9,1},{f6,0,0.1},
{f7,0,0.1},{f8,0.9,1},{f9,0,0.1},{f10,0,0.1},{f11,0,0.1},{f12,0.9,1},{f13,0,0.1},
{f14,0,0.1},{f15,0,0.1},{f16,0,0.1},{f17,0,0.1},{f18,0,0.1},{f19,0.9,1},{f20,0,0.1},{f21,0,0.1}}]

optdamp4:=0.31

fit4v5 := {0.0500033, {f1 → 0.776269, f2 → 1., f3 → 1., f4 → 0.996355, f5 → 0.680935,
  f6 → 3.49557*-8, f7 → 0.857059, f8 → 0.989982, f9 → 0.112288, f10 → 5.77525*-8,
  f11 → 0.0931972, f12 → 0.312504, f13 → 0., f14 → 0., f15 → 0.281729, f16 → 0.201175,
  f17 → 1., f18 → 0.176844, f19 → 0.847694, f20 → 0.269469, f21 → 0.325798}}

optdamp4:=0.30

fit4v2 := {0.0459358, {f1 → 0.769323, f2 → 0.997559, f3 → 1., f4 → 1.,
  f5 → 0.983384, f6 → 0.0697839, f7 → 0.179104, f8 → 1., f9 → 0., f10 → 0., f11 → 0.,
  f12 → 0.335244, f13 → 0.0162463, f14 → 0.256406, f15 → 0.187777, f16 → 0.449034,
  f17 → 0.144002, f18 → 0.149761, f19 → 0.234303, f20 → 0.254803, f21 → 2.52467*-17}}

optdamp4:=0.29

fit4v1 := {0.0415281, {f1 → 0.762673, f2 → 1., f3 → 1., f4 → 1., f5 → 0.973828,
  f6 → 0.129608, f7 → 0.906329, f8 → 1., f9 → 0.0460222, f10 → 0.331274,
  f11 → 0., f12 → 0.366151, f13 → 0., f14 → 0., f15 → 0., f16 → 0.118039,
  f17 → 0.150865, f18 → 0.64656, f19 → 1., f20 → 0.226629, f21 → 0.}}

optdamp4:=0.28

fit4v3 := {0.0375675, {f1 → 0.75568, f2 → 0.999974, f3 → 0.99997, f4 → 1., f5 → 0.989968,
  f6 → 0.119224, f7 → 0.329632, f8 → 1., f9 → 0.331723, f10 → 0.5164, f11 → 0.326187,
  f12 → 0.394782, f13 → 0.00353799, f14 → 0.0836004, f15 → 0., f16 → 0.587505,
  f17 → 0., f18 → 0.423345, f19 → 0.643272, f20 → 0.0655527, f21 → 0.129025}}

optdamp4:=0.27

fit4v4 := {0.0334922, {f1 → 0.748856, f2 → 0.999956, f3 → 0.999853, f4 → 1., f5 → 1.,
  f6 → 0.345806, f7 → 1., f8 → 1., f9 → 0.624411, f10 → 0.243669, f11 → 0.169684,
  f12 → 0.432149, f13 → 7.57151*-8, f14 → 0.0521805, f15 → 0., f16 → 0.569206,
  f17 → 0., f18 → 0.193346, f19 → 3.65403*-14, f20 → 0.540565, f21 → 0.}}

optdamp4:=0.26

```

```
fit4v6 := {0.0296597, {f1 → 0.741823, f2 → 0.999966, f3 → 1., f4 → 1., f5 → 0.649941,
  f6 → 0.0598259, f7 → 1., f8 → 0.995406, f9 → 0., f10 → 0.310646, f11 → 0.267115,
  f12 → 0.475592, f13 → 0., f14 → 0.145886, f15 → 1.77775*^-14, f16 → 0.128223,
  f17 → 0.496828, f18 → 4.58393*^-16, f19 → 0.809305, f20 → 0.711889, f21 → 0.119799}}
```

■ Fragmentation-matrix ion yields for a 7 fs pulse

```
tauX := 7 / t0ToFemtoSecond
pulseenergy := optdamp7 * 0.26 * MilliJouleToHartree
flioprob = stationyieldcrateranalysis[format, pulseenergy, photonenergy, tauX, nint, True];
f1miony1 = flioprob[[2 ;; 8]] / (1 - flioprob[[1]]) // Simplify;
NMinimize[{normfitconsts[f1,f2,f3,f4,f5,f6,f7,f8,f9,f10,f11,f12,f13,f14,f15,f16,
f17,f18,f19,f20,f21],0<=f1<=1&&0<=f2<=1&&0<=f3<=1&&0<=f4<=1&&0<=f5<=1&&0<=f6<=1,
0<=f7<=1&&0<=f8<=1&&0<=f9<=1&&0<=f10<=1&&0<=f11<=1&&0<=f12<=1,0<=f13<=1&&0<=f14<=1&&
0<=f15<=1&&0<=f16<=1&&0<=f17<=1&&0<=f18<=1&&0<=f19<=1&&0<=f20<=1&&0<=f21<=1},
{{f1,0.75,0.77},{f2,0,0.1},{f3,0.4,0.7},{f4,0,0.1},{f5,0.9,1},{f6,0,0.1},
{f7,0,0.1},{f8,0.9,1},{f9,0,0.1},{f10,0,0.1},{f11,0,0.1},{f12,0.9,1},{f13,0,0.1},
{f14,0,0.1},{f15,0,0.1},{f16,0,0.1},{f17,0,0.1},{f18,0,0.1},{f19,0.9,1},{f20,0,0.1},{f21,0,0.1}}]
optdamp7:=0.15
fit7v8 := {0.019799, {f1 → 0.734886, f2 → 0.0000868302, f3 → 1., f4 → 1., f5 → 0.997064,
  f6 → 0.416537, f7 → 0., f8 → 0.998398, f9 → 1., f10 → 0.049324, f11 → 0.276166,
  f12 → 0.999999, f13 → 0.999999, f14 → 0.0206714, f15 → 0.111008, f16 → 0.,
  f17 → 0.0492911, f18 → 0.0973735, f19 → 0.3907, f20 → 0.298698, f21 → 0.0750548}}
optdamp7:=0.16
fit7v7 := {0.0122236, {f1 → 0.744661, f2 → 0.00167631, f3 → 1., f4 → 1., f5 → 1.,
  f6 → 0.110569, f7 → 7.06345*^-14, f8 → 0.998559, f9 → 1., f10 → 0.225499,
  f11 → 0., f12 → 1., f13 → 0.99987, f14 → 0., f15 → 0.202743, f16 → 0.0165529,
  f17 → 0., f18 → 0.0676866, f19 → 0.865197, f20 → 0.408115, f21 → 0.885741}}
optdamp7:=0.17
fit7v6 := {0.0119356, {f1 → 0.75592, f2 → 0.178109, f3 → 1., f4 → 1.,
  f5 → 0.872402, f6 → 0.3004, f7 → 0.549352, f8 → 1., f9 → 1., f10 → 1., f11 → 0.,
  f12 → 1., f13 → 0.61002, f14 → 0.0715016, f15 → 0.0795647, f16 → 0.376105,
  f17 → 0.560835, f18 → 0.234498, f19 → 0.940937, f20 → 0.606351, f21 → 0.0842369}}
optdamp7:=0.18
fit7v5 := {0.0143854, {f1 → 0.768392, f2 → 0.616776, f3 → 1., f4 → 1., f5 → 0.869886,
  f6 → 0.948173, f7 → 0.45428, f8 → 1., f9 → 0.438426, f10 → 0.291034, f11 → 0.123601,
  f12 → 0.999117, f13 → 0.463056, f14 → 0.0338915, f15 → 0.632862, f16 → 0.561991,
  f17 → 0.538659, f18 → 3.33578*^-14, f19 → 0.74852, f20 → 0.16256, f21 → 0.196691}}
optdamp7:=0.19
fit7v3 := {0.0169172, {f1 → 0.781083, f2 → 0.999284, f3 → 1., f4 → 1.,
  f5 → 0.98901, f6 → 0.756037, f7 → 0.288018, f8 → 1., f9 → 0.932918, f10 → 0.,
  f11 → 0.489637, f12 → 0.999396, f13 → 0., f14 → 0., f15 → 0.943496, f16 → 0.0437103,
  f17 → 1., f18 → 3.23432*^-16, f19 → 0.97982, f20 → 0.499593, f21 → 0.158937}}
optdamp7:=0.20
fit7v1 := {0.0253457, {f1 → 0.792393, f2 → 1., f3 → 1., f4 → 1., f5 → 1.,
  f6 → 0.0752945, f7 → 0.0704352, f8 → 1., f9 → 0.00380692, f10 → 0.0913318,
  f11 → 0., f12 → 0.913096, f13 → 0.00224805, f14 → 0.125902, f15 → 0.,
  f16 → 0., f17 → 0.214842, f18 → 0.145483, f19 → 1., f20 → 0., f21 → 1.}}
optdamp7:=0.21
```

```
fit7v2 := {0.033598, {f1 → 0.804015, f2 → 1., f3 → 1., f4 → 1., f5 → 0.999995, f6 → 0.683404,
  f7 → 0.999803, f8 → 0.999277, f9 → 0.999926, f10 → 0.0445652, f11 → 1.42568*^-8,
  f12 → 0.835445, f13 → 0.000486467, f14 → 0., f15 → 0.0723125, f16 → 0.108312,
  f17 → 0.0848154, f18 → 0.324944, f19 → 0.96743, f20 → 0.0690038, f21 → 2.41327*^-14}}
```

```
optdamp7:=0.22
```

```
fit7v4 := {0.0428227, {f1 → 0.814715, f2 → 1., f3 → 1., f4 → 0.999999, f5 → 0.117363, f6 → 0.,
  f7 → 0.386893, f8 → 0.999901, f9 → 0.0215551, f10 → 0.0289892, f11 → 0.276207,
  f12 → 0.775684, f13 → 0., f14 → 0.21913, f15 → 0.349755, f16 → 0.150658,
  f17 → 0.47308, f18 → 0.0451141, f19 → 1., f20 → 0.465728, f21 → 0.617489}}
```

■ Fragmentation-matrix ion yields for a 80 fs pulse

```
tauX := 80 / t0ToFemtoSecond
```

```
pulseenergy := optdamp80 * 0.26 * MilliJouleToHartree
```

```
flioprob = stationyieldcrateranalysis[format, pulseenergy, photonenergy, tauX, nint, True];
```

```
flmionyi = flioprob[[2 ;; 8]] / (1 - flioprob[[1]]) // Simplify;
```

```
NMinimize[{normfitconsts[f1,f2,f3,f4,f5,f6,f7,f8,f9,f10,f11,f12,f13,f14,f15,f16,
```

```
f17,f18,f19,f20,f21],0<=f1<=1&&0<=f2<=1&&0<=f3<=1&&0<=f4<=1&&0<=f5<=1&&0<=f6<=1,
```

```
0<=f7<=1&&0<=f8<=1&&0<=f9<=1&&0<=f10<=1&&0<=f11<=1&&0<=f12<=1,0<=f13<=1&&0<=f14<=1&&
```

```
0<=f15<=1&&0<=f16<=1&&0<=f17<=1&&0<=f18<=1&&0<=f19<=1&&0<=f20<=1&&0<=f21<=1},
```

```
{{f1,0.75,0.77},{f2,0,0.1},{f3,0.4,0.7},{f4,0,0.1},{f5,0.9,1},{f6,0,0.1},
```

```
{f7,0,0.1},{f8,0.9,1},{f9,0,0.1},{f10,0,0.1},{f11,0,0.1},{f12,0.9,1},{f13,0,0.1},
```

```
{f14,0,0.1},{f15,0,0.1},{f16,0,0.1},{f17,0,0.1},{f18,0,0.1},{f19,0.9,1},{f20,0,0.1},{f21,0,0.1}}]
```

```
optdamp80:=0.34
```

```
fit80v4 :=
```

```
{0.00369104, {f1 → 0.837207, f2 → 0.605841, f3 → 0.792789, f4 → 1., f5 → 1., f6 → 0.137782,
  f7 → 0.208953, f8 → 0.781259, f9 → 0.212443, f10 → 2.31357*^-6, f11 → 0.0173276,
  f12 → 0.920878, f13 → 0.0840832, f14 → 0.639543, f15 → 0.226372, f16 → 0.230155,
  f17 → 0.323898, f18 → 0.0699137, f19 → 0.999981, f20 → 0., f21 → 0.602653}}
```

```
optdamp80:=0.33
```

```
fit80v3 := {0.00115286,
```

```
{f1 → 0.825202, f2 → 0.187564, f3 → 0.779186, f4 → 0.990868, f5 → 0.999974, f6 → 0.302801,
  f7 → 0.147646, f8 → 0.529492, f9 → 0.0410276, f10 → 0.0860431, f11 → 0.476911,
  f12 → 0.931574, f13 → 0.0233499, f14 → 1., f15 → 0.124818, f16 → 0.0000674213,
  f17 → 0.482067, f18 → 0.465396, f19 → 0.891871, f20 → 0.207003, f21 → 0.0584586}}
```

```
optdamp80:=0.32
```

```
fit80v1 := {0.00286453, {f1 → 0.811142, f2 → 0., f3 → 0.82497, f4 → 0.448832, f5 → 0.823675,
  f6 → 0.100395, f7 → 0.388603, f8 → 0.69083, f9 → 0.331517, f10 → 0.453022,
  f11 → 0.149002, f12 → 0.959079, f13 → 0.749845, f14 → 1., f15 → 0.136601,
  f16 → 0.729739, f17 → 0.210057, f18 → 0., f19 → 0.862205, f20 → 0.147402, f21 → 0.}}
```

```
optdamp80:=0.31
```

```
fit80v2 :=
```

```
{0.00226748, {f1 → 0.795033, f2 → 0.00671833, f3 → 0.703349, f4 → 0.850042, f5 → 0.929517,
  f6 → 1., f7 → 0.0165824, f8 → 0.967664, f9 → 0.138328, f10 → 0.417131, f11 → 0.0133711,
  f12 → 0.998588, f13 → 0.0215014, f14 → 0.999999, f15 → 0.0496035, f16 → 0.290588,
  f17 → 0.22474, f18 → 3.56269*^-9, f19 → 0.862581, f20 → 1.92605*^-8, f21 → 0.0667258}}
```

```
optdamp80:=0.30
```

```
fit80v5 :=
```

```
{0.0102836, {f1 → 0.785765, f2 → 7.56922 * -7, f3 → 0.70841, f4 → 0.601476, f5 → 0.999999,
  f6 → 0.209375, f7 → 0.0466155, f8 → 1., f9 → 0.999962, f10 → 0.333757, f11 → 0.214581,
  f12 → 1., f13 → 0.291261, f14 → 0.834822, f15 → 0.255759, f16 → 0.000023421,
  f17 → 0.191592, f18 → 0.322026, f19 → 0.999973, f20 → 0.0157233, f21 → 0.108653}}
```

```
optdamp80:=0.29
```

```
fit80v6 :=
```

```
{0.0229426, {f1 → 0.776603, f2 → 0., f3 → 0.689396, f4 → 0.506562, f5 → 1., f6 → 0.00056427,
  f7 → 0.00137151, f8 → 1., f9 → 0.998906, f10 → 0.00103637, f11 → 6.58798*^-6,
  f12 → 1., f13 → 0.331033, f14 → 0.538278, f15 → 0.484148, f16 → 0.0000917241,
  f17 → 0.000236581, f18 → 0.191385, f19 → 0.997089, f20 → 0.351399, f21 → 0.0393475}}
```

```
optdamp80:=0.28
```

```
fit80v7 := {0.0345687, {f1 → 0.768816, f2 → 0., f3 → 0.669838, f4 → 0.478857, f5 → 1.,
  f6 → 0.771047, f7 → 0.0237975, f8 → 1., f9 → 1., f10 → 0.0131979, f11 → 0.328419,
  f12 → 1., f13 → 0.241126, f14 → 0.871943, f15 → 0.160019, f16 → 0.0406477,
  f17 → 0.262532, f18 → 0.0056768, f19 → 1., f20 → 0.333387, f21 → 0.13071}}
```

```
optdamp80:=0.27
```

```
fit80v8 :=
```

```
{0.0474205, {f1 → 0.759797, f2 → 0., f3 → 0.653352, f4 → 0.367132, f5 → 1., f6 → 0.0000192694,
  f7 → 0.0305191, f8 → 0.999964, f9 → 0.892389, f10 → 0.119047, f11 → 0.487953, f12 → 1.,
  f13 → 0.304862, f14 → 0.614741, f15 → 0.0000154913, f16 → 0., f17 → 0.0372385,
  f18 → 6.48672*^-7, f19 → 0.997997, f20 → 0.200509, f21 → 0.163112}}
```

```
optdamp80:=0.26
```

```
fit80v9 := {0.0605343, {f1 → 0.750927, f2 → 7.67015*^-8, f3 → 0.630408,
  f4 → 0.299306, f5 → 0.997913, f6 → 0.274719, f7 → 0.25676, f8 → 0.999962,
  f9 → 0.638415, f10 → 0.203692, f11 → 5.48274*^-6, f12 → 1., f13 → 0.285024,
  f14 → 0.295444, f15 → 0.152002, f16 → 0.00627504, f17 → 0.352628,
  f18 → 0.353693, f19 → 0.999898, f20 → 0.0759887, f21 → 0.999995}}
```

```
optdamp80:=0.25
```

```
fit80v10 :=
```

```
{0.0724843, {f1 → 0.742509, f2 → 0., f3 → 0.607993, f4 → 0.254956, f5 → 1., f6 → 0.283313,
  f7 → 0.000284918, f8 → 1., f9 → 0.998213, f10 → 0.0783469, f11 → 0.346862, f12 → 1.,
  f13 → 0.165343, f14 → 0.152561, f15 → 0.413767, f16 → 0.142452, f17 → 0.186645,
  f18 → 0.11427, f19 → 0.936627, f20 → 0.132046, f21 → 0.0909156}}
```

```
optdamp80:=0.24
```

```
fit80v11 :=
```

```
{0.0850248, {f1 → 0.734127, f2 → 0., f3 → 0.591169, f4 → 0.177093, f5 → 1., f6 → 0.152031,
  f7 → 4.38939*^-9, f8 → 1., f9 → 0.473394, f10 → 0.0368924, f11 → 0.0853594, f12 → 1.,
  f13 → 0.149869, f14 → 0.837462, f15 → 0.0000905468, f16 → 0.00640883, f17 → 0.168538,
  f18 → 0.178706, f19 → 0.998639, f20 → 0.138899, f21 → 0.0509689}}
```

■ Fragmentation-matrix ion yields for a 280 fs pulse

```
tauX := 280 / t0ToFemtoSecond
```

```
pulseenergy := optdamp280 * 0.26 * MilliJouleToHartree
```

```
flioprob = stationyieldcrateranalysis[fmat, pulseenergy, photonenergy, tauX, nint, True];
```

```
flmiony = flioprob[[2 ;; 8]] / (1 - flioprob[[1]]) // Simplify;
```

```
NMinimize[{normfitconsts[f1,f2,f3,f4,f5,f6,f7,f8,f9,f10,f11,f12,f13,f14,f15,f16,
```

```
f17,f18,f19,f20,f21],0<=f1<=1&&0<=f2<=1&&0<=f3<=1&&0<=f4<=1&&0<=f5<=1&&0<=f6<=1,
```

```
0<=f7<=1&&0<=f8<=1&&0<=f9<=1&&0<=f10<=1&&0<=f11<=1&&0<=f12<=1,0<=f13<=1&&0<=f14<=1&&
```

```
0<=f15<=1&&0<=f16<=1&&0<=f17<=1&&0<=f18<=1&&0<=f19<=1&&0<=f20<=1&&0<=f21<=1},
```

```
{{f1,0.75,0.77},{f2,0,0.1},{f3,0.4,0.7},{f4,0,0.1},{f5,0.9,1},{f6,0,0.1},
```

```
{f7,0,0.1},{f8,0.9,1},{f9,0,0.1},{f10,0,0.1},{f11,0,0.1},{f12,0.9,1},{f13,0,0.1},
```

```
{f14,0,0.1},{f15,0,0.1},{f16,0,0.1},{f17,0,0.1},{f18,0,0.1},{f19,0.9,1},{f20,0,0.1},{f21,0,0.1}}]
```

```
optdamp280:=0.37
```

```

fit280v4 :=
  {0.0119004, {f1 → 0.784982, f2 → 0.098779, f3 → 0.650908, f4 → 0.000697639, f5 → 0.740804,
    f6 → 0.18117, f7 → 0.0684269, f8 → 0.906388, f9 → 0., f10 → 0.340712, f11 → 0.0103237,
    f12 → 0.974437, f13 → 0., f14 → 0.0314116, f15 → 0.550256, f16 → 0.00554694,
    f17 → 0.335164, f18 → 0.142433, f19 → 1., f20 → 0.0321024, f21 → 0.0814789}}

optdamp280:=0.36

fit280v1 := {0.0183476, {f1 → 0.774362, f2 → 0.0873228, f3 → 0.621827, f4 → 0., f5 → 0.691292,
  f6 → 0.0613977, f7 → 0.0385833, f8 → 0.937746, f9 → 0., f10 → 0.0198526, f11 → 0.197854,
  f12 → 0.999989, f13 → 0., f14 → 0.0125727, f15 → 0.084632, f16 → 0.0578721,
  f17 → 0.20166, f18 → 1.2386*^-6, f19 → 1., f20 → 0.0425046, f21 → 0.289302}}

optdamp280:=0.35

fit280v2 := {0.0292946,
  {f1 → 0.767638, f2 → 0., f3 → 0.605357, f4 → 0., f5 → 0.809768, f6 → 0.877469, f7 → 0.0203804,
  f8 → 1., f9 → 0.980801, f10 → 0., f11 → 0.627999, f12 → 1., f13 → 0., f14 → 0., f15 → 1.,
  f16 → 0., f17 → 0., f18 → 0.0783287, f19 → 1., f20 → 0.93045, f21 → 0.546387}}

optdamp280:=0.34

fit280v3 := {0.0446121,
  {f1 → 0.761631, f2 → 0., f3 → 0.590251, f4 → 0., f5 → 1., f6 → 0.999965, f7 → 0., f8 → 1.,
  f9 → 1., f10 → 0.0000243161, f11 → 0.16569, f12 → 1., f13 → 0., f14 → 0., f15 → 0.997941,
  f16 → 0., f17 → 2.63616*^-7, f18 → 0.235507, f19 → 1., f20 → 1., f21 → 0.0212024}}

optdamp280:=0.33

fit280v5 := {0.060272,
  {f1 → 0.755708, f2 → 0., f3 → 0.575002, f4 → 0., f5 → 0.998605, f6 → 1., f7 → 0.00568943,
  f8 → 1., f9 → 1., f10 → 0., f11 → 5.30756*^-7, f12 → 1., f13 → 0., f14 → 0., f15 → 0.834082,
  f16 → 0., f17 → 0., f18 → 0.389369, f19 → 1., f20 → 0.715676, f21 → 0.547474}}

optdamp280:=0.32

fit280v6 := {0.0758768, {f1 → 0.749662, f2 → 0., f3 → 0.559543,
  f4 → 0., f5 → 0.99706, f6 → 0.912113, f7 → 0.000477754, f8 → 1., f9 → 1.,
  f10 → 0.00361698, f11 → 1.33759*^-6, f12 → 1., f13 → 0., f14 → 0., f15 → 1.,
  f16 → 0., f17 → 0., f18 → 0.11965, f19 → 0.999998, f20 → 1., f21 → 0.318291}}

optdamp280:=0.31

fit280v7 := {0.0916783, {f1 → 0.743556, f2 → 0., f3 → 0.544025, f4 → 0.,
  f5 → 0.999999, f6 → 1., f7 → 0.0124765, f8 → 0.999883, f9 → 1., f10 → 0.14791,
  f11 → 0.248925, f12 → 1., f13 → 0., f14 → 0.000324688, f15 → 1., f16 → 6.30271*^-6,
  f17 → 0.0177953, f18 → 0.0557836, f19 → 0.999995, f20 → 0.146898, f21 → 0.38155}}

optdamp280:=0.30

fit280v8 :=
  {0.107394, {f1 → 0.737308, f2 → 0., f3 → 0.528267, f4 → 0., f5 → 0.976953, f6 → 0.999996,
  f7 → 0.00253315, f8 → 1., f9 → 0.999999, f10 → 0.0000215104, f11 → 0.264148, f12 → 1.,
  f13 → 0.00407782, f14 → 0.0000603416, f15 → 0.995191, f16 → 0.0000896269,
  f17 → 0.0995303, f18 → 0.000037832, f19 → 0.999998, f20 → 0.999994, f21 → 0.171088}}

```

Plots for the fragmentation-matrix model

■ Experimental data

4 fs, 0.15 mJ, 1.1 keV

```

newMatthias4 := {92.985, 36.341, 1.413, 0, 0, 0, 0}
normOleg4 = 1 / Total[newMatthias4] * newMatthias4
{0.711226, 0.277966, 0.0108078, 0., 0., 0., 0.}

```

7 fs, 0.26 mJ, 1.1 keV

```

newMatthias7 := {221.485, 87.888, 9.342, 0.085, 0.000, 0.000, 0.000}
normOleg7 = 1 / Total[newMatthias7] * newMatthias7
{0.694746, 0.275684, 0.0293036, 0.000266625, 0., 0., 0.}

80 fs, 0.26 mJ, 1.1 keV

newMatthias80 := {218.068, 103.774, 26.075, 9.804, 3.315, 0.000, 0.000}
normOleg80 = 1 / Total[newMatthias80] * newMatthias80
{0.604006, 0.287434, 0.0722227, 0.0271552, 0.00918191, 0., 0.}

280 fs, 0.26 mJ, 1.1 keV

newMatthias280 := {204.331, 105.281, 27.561, 13.151, 9.881, 0.587, 0.000}
normOleg280 = 1 / Total[newMatthias280] * newMatthias280
{0.56634, 0.291805, 0.0763903, 0.0364504, 0.027387, 0.00162698, 0.}

Old chrgExpt := {{4, 1.28}, {7, 1.34}, {80, 1.55}, {280, 1.67}} from Matthias
chrgExpt = {{4, normOleg4.Table[i, {i, 1, 7}]}, {7, normOleg7.Table[i, {i, 1, 7}]},
  {80, normOleg80.Table[i, {i, 1, 7}]}, {280, normOleg280.Table[i, {i, 1, 7}]}}
{{4, 1.29958}, {7, 1.33509}, {80, 1.55007}, {280, 1.67162}}

chgStates := Table[i, {i, 0, 7}]

```

■ 4 fs-pulse parametrization

```

fit4fs = fit4v6
{0.0296597, {f1 → 0.741823, f2 → 0.999966, f3 → 1., f4 → 1., f5 → 0.649941,
  f6 → 0.0598259, f7 → 1., f8 → 0.995406, f9 → 0., f10 → 0.310646, f11 → 0.267115,
  f12 → 0.475592, f13 → 0., f14 → 0.145886, f15 → 1.77775 × 10-14, f16 → 0.128223,
  f17 → 0.496828, f18 → 4.58393 × 10-16, f19 → 0.809305, f20 → 0.711889, f21 → 0.119799}}
fragmatrixp4 =
  (fmat /. {fac1 → f1, fac2 → f2, fac3 → f3, fac4 → f4, fac5 → f5, fac6 → f6, fac7 → f7,
    fac8 → f8, fac9 → f9, fac10 → f10, fac11 → f11, fac12 → f12,
    fac13 → f13, fac14 → f14, fac15 → f15, fac16 → f16, fac17 → f17,
    fac18 → f18, fac19 → f19, fac20 → f20, fac21 → f21}) /. Last[fit4fs];

```

■ Individual charge-state plots

```

4 fs, 0.15 mJ, 1.1 keV
p4frmai4v3 =
  stationyieldcrateranalysis[fragmatrixp4, optdamp4 * 0.15 * MilliJouleToHartree,
    1100 * eVToHartree, 1 * 4 / t0ToFemtoSecond, nintdata, True]
p4frmai4normv3 := 1 / Total[p4frmai4v3[[2 ;;]]] * p4frmai4v3
{0.981233, 0.0132382, 0.00521655, 0.000203252,
  0.0000987882, 9.81263 × 10-6, 2.99049 × 10-7, 1.62167 × 10-9}

7 fs, 0.26 mJ, 1.1 keV
p4frmai7v3 =
  stationyieldcrateranalysis[fragmatrixp4, optdamp4 * 0.26 * MilliJouleToHartree,
    1100 * eVToHartree, 1 * 7 / t0ToFemtoSecond, nintdata, True]
p4frmai7normv3 := 1 / Total[p4frmai7v3[[2 ;;]]] * p4frmai7v3
{0.970912, 0.0179986, 0.00977741, 0.000783765,
  0.000439294, 0.0000844902, 4.3247 × 10-6, 4.92181 × 10-8}

80 fs, 0.26 mJ, 1.1 keV

```

```

p4frmai80 = stationyieldcrateranalysis[fragmatrixp4, optdamp4 * 0.26 * MilliJouleToHartree,
  1100 * eVToHartree, 80 / t0ToFemtoSecond, nintdata, True]
p4frmai80norm := 1 / Total[p4frmai80[[2 ;;]]] * p4frmai80
{0.970841, 0.0175256, 0.0100123, 0.00093032,
  0.000525693, 0.000149516, 0.0000149245, 3.56336 × 10-7}
280 fs, 0.26 mJ, 1.1 keV
p4frmai280 =
  stationyieldcrateranalysis[fragmatrixp4, optdamp4 * 0.26 * MilliJouleToHartree,
    1100 * eVToHartree, 280 / t0ToFemtoSecond, nintdata, True]
p4frmai280norm := 1 / Total[p4frmai280[[2 ;;]]] * p4frmai280
{0.970832, 0.0174596, 0.0100386, 0.000954124,
  0.000534738, 0.000163142, 0.0000174539, 5.59678 × 10-7}

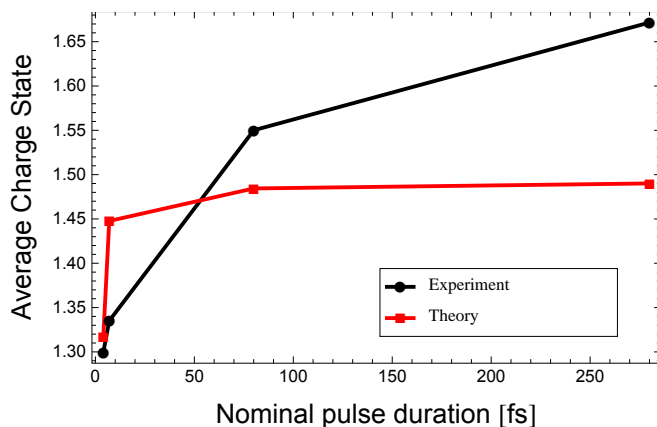
```

■ Average charge state plot

```

chgStates := Table[i, {i, 0, 7}]
p4frmatheoryAveChrg =
  {Total[p4frmai4normv3 * chgStates], Total[p4frmai7normv3 * chgStates],
  Total[p4frmai80norm * chgStates], Total[p4frmai280norm * chgStates]}
{1.31759, 1.4477, 1.48441, 1.49006}
p4frmachrgTheory := Partition[Riffle[{4, 7, 80, 280}, p4frmatheoryAveChrg], 2]
newp = ListPlot[{chrgExpt, p4frmachrgTheory}, Joined → True, PlotRange → All,
  PlotMarkers → Automatic, PlotStyle → {{Thick, Black}, {Thick, Red}}, Frame → True,
  Axes → False, FrameLabel → {"Nominal pulse duration [fs]", "Average Charge State"},
  LabelStyle → {FontFamily → "Arial"}, PlotLegend → {"Experiment", "Theory"},
  LegendPosition → {0.1, -0.34}, LegendSize → {0.7, 0.2},
  LegendTextSpace → 5, LegendShadow → None]

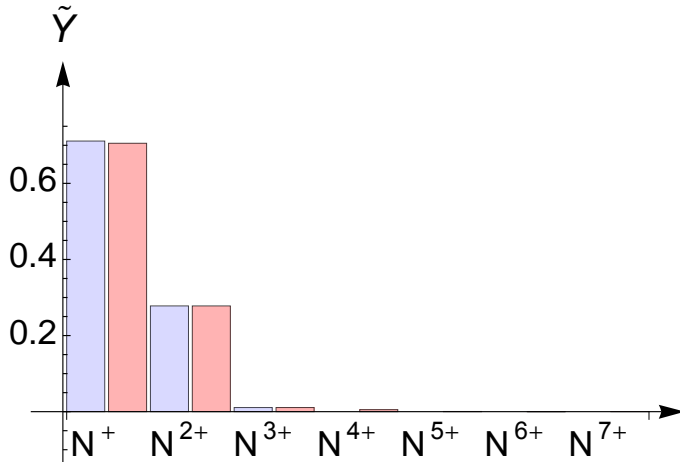
```




```

exptchart = BarChart[Riffle[normOleg4, p4frmai4normv3[[2 ;;]]],
  PlotRange -> {{0, 15}, {-0.12, 0.9}}, ChartLabels -> {"      N+ ", "      N2+ ", ,
    "      N3+ ", "      N4+ ", "      N5+ ", "      N6+ ", "      N7+ "},
  AxesLabel -> {"", "Ỹ"}, ChartStyle -> {Lighter[Blue, 0.85], Lighter[Red, 0.7]},
  AxesStyle -> {{Arrowheads[Automatic], AbsoluteThickness[0.6]},
    {Arrowheads[Automatic], AbsoluteThickness[0.6]}},
  LabelStyle -> {FontFamily -> "Helvetica", FontSlant -> Plain, FontSize -> 18}]

```



■ 7 fs-pulse parametrization

```
fit7fs = fit7v7
```

```

{0.0122236, {f1 -> 0.744661, f2 -> 0.00167631, f3 -> 1., f4 -> 1., f5 -> 1.,
  f6 -> 0.110569, f7 -> 7.06345 × 10-14, f8 -> 0.998559, f9 -> 1., f10 -> 0.225499,
  f11 -> 0., f12 -> 1., f13 -> 0.99987, f14 -> 0., f15 -> 0.202743, f16 -> 0.0165529,
  f17 -> 0., f18 -> 0.0676866, f19 -> 0.865197, f20 -> 0.408115, f21 -> 0.885741}}

```

```
fragmatrixp7 =
```

```

(fmat /. {fac1 -> f1, fac2 -> f2, fac3 -> f3, fac4 -> f4, fac5 -> f5, fac6 -> f6, fac7 -> f7,
  fac8 -> f8, fac9 -> f9, fac10 -> f10, fac11 -> f11, fac12 -> f12,
  fac13 -> f13, fac14 -> f14, fac15 -> f15, fac16 -> f16, fac17 -> f17,
  fac18 -> f18, fac19 -> f19, fac20 -> f20, fac21 -> f21}) /. Last[fit7fs];

```

■ Individual charge-state plots

4 fs, 0.15 mJ, 1.1 keV

```
p7frmai4v3 =
```

```

stationyieldcrateranalysis[fragmatrixp7, optdamp7 * 0.15 * MilliJouleToHartree,
  1100 * eVToHartree, 1 * 4 / t0ToFemtoSecond, nintdata, True]
p7frmai4normv3 := 1 / Total[p7frmai4v3[[2 ;;]]] * p7frmai4v3

```

```

{0.987715, 0.00931726, 0.00281948, 0.000143502,
  4.82232 × 10-6, 1.25644 × 10-7, 1.74342 × 10-8, 1.43437 × 10-10}

```

7 fs, 0.26 mJ, 1.1 keV

```

p7frmai7v3 =
  stationyieldcrateranalysis[fragmatrixp7, optdamp7 * 0.26 * MilliJouleToHartree,
    1100 * eVToHartree, 1 * 7 / t0ToFemtoSecond, nintdata, True]
p7frmai7normv3 := 1 / Total[p7frmai7v3[[2 ;;]]] * p7frmai7v3
{0.980252, 0.0137074, 0.00544415, 0.000553382,
  0.0000402783, 2.16344 × 10-6, 3.72008 × 10-7, 4.6508 × 10-9}

80 fs, 0.26 mJ, 1.1 keV

p7frmai80 = stationyieldcrateranalysis[fragmatrixp7, optdamp7 * 0.26 * MilliJouleToHartree,
  1100 * eVToHartree, 80 / t0ToFemtoSecond, nintdata, True]
p7frmai80norm := 1 / Total[p7frmai80[[2 ;;]]] * p7frmai80
{0.980195, 0.0134775, 0.00562063, 0.000639374,
  0.0000616421, 4.83098 × 10-6, 1.30137 × 10-6, 3.47331 × 10-8}

280 fs, 0.26 mJ, 1.1 keV

p7frmai280 =
  stationyieldcrateranalysis[fragmatrixp7, optdamp7 * 0.26 * MilliJouleToHartree,
    1100 * eVToHartree, 280 / t0ToFemtoSecond, nintdata, True]
p7frmai280norm := 1 / Total[p7frmai280[[2 ;;]]] * p7frmai280
{0.980186, 0.013445, 0.00564308, 0.000653085,
  0.0000653284, 5.44236 × 10-6, 1.52951 × 10-6, 5.48826 × 10-8}

```

■ Average charge state plot

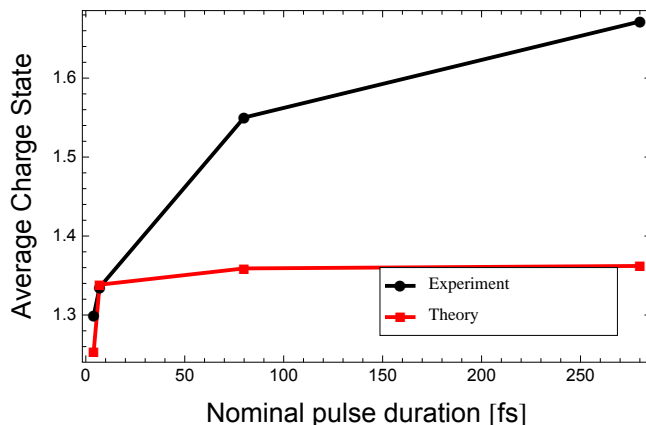
```

p7frmatheoryAveChrg =
  {Total[p7frmai4normv3 * chgStates], Total[p7frmai7normv3 * chgStates],
    Total[p7frmai80norm * chgStates], Total[p7frmai280norm * chgStates]}
{1.25409, 1.33838, 1.35901, 1.36213}

p7frmachrgTheory := Partition[Riffle[{4, 7, 80, 280}, p7frmatheoryAveChrg], 2]

newp = ListPlot[{chgExpt, p7frmachrgTheory}, Joined → True, PlotRange → All,
  PlotMarkers → Automatic, PlotStyle → {{Thick, Black}, {Thick, Red}}, Frame → True,
  Axes → False, FrameLabel → {"Nominal pulse duration [fs]", "Average Charge State"},
  LabelStyle → {FontFamily → "Arial"}, PlotLegend → {"Experiment", "Theory"},
  LegendPosition → {0.1, -0.34}, LegendSize → {0.7, 0.2},
  LegendTextSpace → 5, LegendShadow → None]

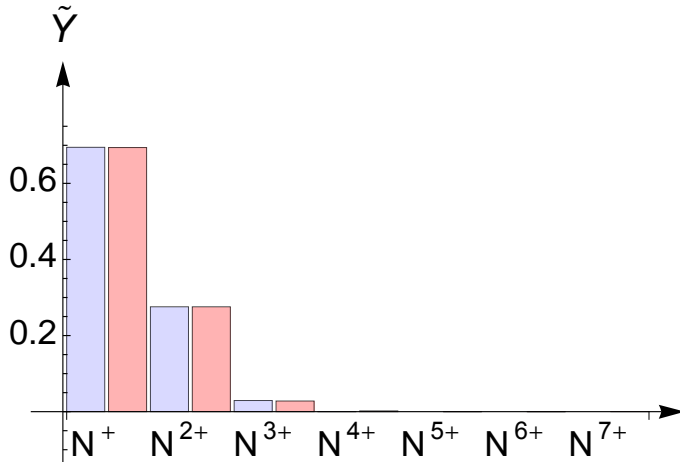
```



```

exptchart = BarChart[Riffle[normOleg7, p7frmai7normv3[[2 ;;]]],
  PlotRange -> {{0, 15}, {-0.12, 0.9}}, ChartLabels -> {"      N+ ", "      N2+ ", ,
    "      N3+ ", "      N4+ ", "      N5+ ", "      N6+ ", "      N7+ "},
  AxesLabel -> {"", "Ỹ"}, ChartStyle -> {Lighter[Blue, 0.85], Lighter[Red, 0.7]},
  AxesStyle -> {{Arrowheads[Automatic], AbsoluteThickness[0.6]},
    {Arrowheads[Automatic], AbsoluteThickness[0.6]}},
  LabelStyle -> {FontFamily -> "Helvetica", FontSlant -> Plain, FontSize -> 18}]

```



■ 80 fs-pulse parametrization

```
fit80fs = fit80v10
```

```
{0.0724843, {f1 -> 0.742509, f2 -> 0., f3 -> 0.607993, f4 -> 0.254956, f5 -> 1., f6 -> 0.283313,
  f7 -> 0.000284918, f8 -> 1., f9 -> 0.998213, f10 -> 0.0783469, f11 -> 0.346862,
  f12 -> 1., f13 -> 0.165343, f14 -> 0.552561, f15 -> 0.413767, f16 -> 0.142452,
  f17 -> 0.186645, f18 -> 0.11427, f19 -> 0.936627, f20 -> 0.132046, f21 -> 0.0909156}}
```

```
fragmatrixp80 =
```

```
(fmat /. {fac1 -> f1, fac2 -> f2, fac3 -> f3, fac4 -> f4, fac5 -> f5, fac6 -> f6, fac7 -> f7,
  fac8 -> f8, fac9 -> f9, fac10 -> f10, fac11 -> f11, fac12 -> f12,
  fac13 -> f13, fac14 -> f14, fac15 -> f15, fac16 -> f16, fac17 -> f17,
  fac18 -> f18, fac19 -> f19, fac20 -> f20, fac21 -> f21}) /. Last[fit80fs];
```

■ Individual charge-state plots

4 fs, 0.15 mJ, 1.1 keV

```
p80frmai4v3 =
```

```
stationyieldcrateranalysis[fragmatrixp80, optdamp80 * 0.15 * MilliJouleToHartree,
  1100 * eVToHartree, 1 * 4 / t0ToFemtoSecond, nintdata, True]
p80frmai4normv3 := 1 / Total[p80frmai4v3[[2 ;;]]] * p80frmai4v3
```

```
{0.98214, 0.0128273, 0.00439043, 0.000394587,
  0.000222647, 0.0000245679, 6.70096 × 10-8, 9.93783 × 10-10}
```

7 fs, 0.26 mJ, 1.1 keV

```
p80frmai7v3 =
  stationyeldcrateranalysis[fragmatrixp80, optdamp80 * 0.26 * MilliJouleToHartree,
    1100 * eVToHartree, 1 * 7 / t0ToFemtoSecond, nintdata, True]
p80frmai7normv3 := 1 / Total[p80frmai7v3[[2 ;;]]] * p80frmai7v3
{0.97246, 0.0175156, 0.00790696, 0.00137164,
  0.000602413, 0.000141974, 1.31422 × 10-6, 3.11766 × 10-8}
```

80 fs, 0.26 mJ, 1.1 keV

```
p80frmai80 =
  stationyeldcrateranalysis[fragmatrixp80, optdamp80 * 0.26 * MilliJouleToHartree,
    1100 * eVToHartree, 80 / t0ToFemtoSecond, nintdata, True]
p80frmai80norm := 1 / Total[p80frmai80[[2 ;;]]] * p80frmai80
{0.9725, 0.0170974, 0.00790432, 0.00149385,
  0.00074677, 0.000252492, 4.56831 × 10-6, 2.30379 × 10-7}
```

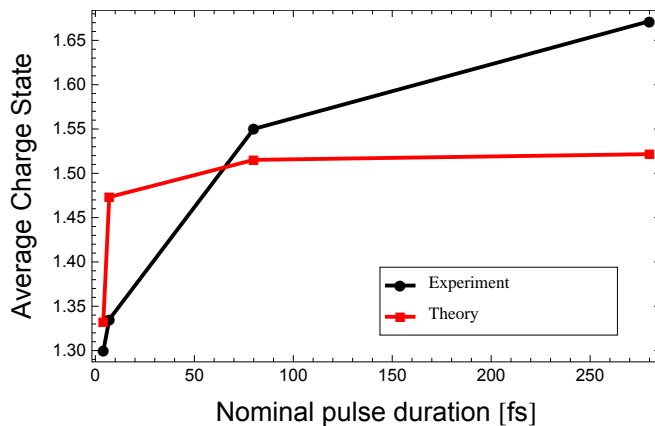
280 fs, 0.26 mJ, 1.1 keV

```
p80frmai280 =
  stationyeldcrateranalysis[fragmatrixp80, optdamp80 * 0.26 * MilliJouleToHartree,
    1100 * eVToHartree, 280 / t0ToFemtoSecond, nintdata, True]
p80frmai280norm := 1 / Total[p80frmai280[[2 ;;]]] * p80frmai280
{0.972508, 0.0170388, 0.00790034, 0.00150709,
  0.000764545, 0.000275806, 5.35798 × 10-6, 3.62786 × 10-7}
```

■ Average charge state plot

```
p80frmatheoryAveChrg =
  {Total[p80frmai4normv3 * chgStates], Total[p80frmai7normv3 * chgStates],
  Total[p80frmai80norm * chgStates], Total[p80frmai280norm * chgStates]}
{1.33294, 1.47321, 1.51515, 1.52161}
p80frmachrgTheory := Partition[Riffle[{4, 7, 80, 280}, p80frmatheoryAveChrg], 2]
```

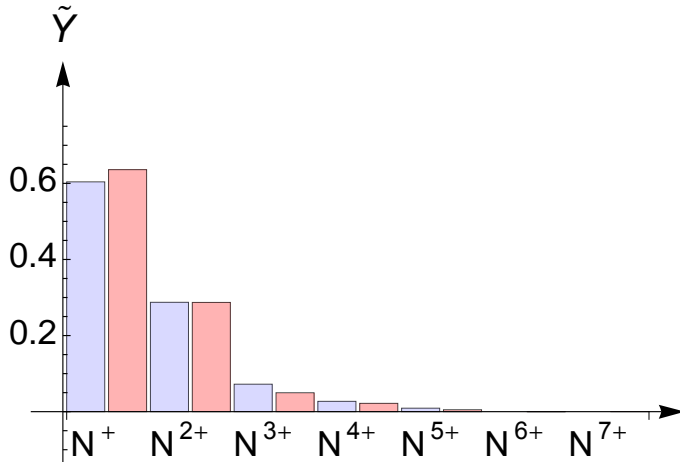
```
newp = ListPlot[{chrgExpt, p80frmachrgTheory}, Joined → True, PlotRange → All,
  PlotMarkers → Automatic, PlotStyle → {{Thick, Black}, {Thick, Red}}, Frame → True,
  Axes → False, FrameLabel → {"Nominal pulse duration [fs]", "Average Charge State"},
  LabelStyle → {FontFamily → "Arial"}, PlotLegend → {"Experiment", "Theory"},
  LegendPosition → {0.1, -0.34}, LegendSize → {0.7, 0.2},
  LegendTextSpace → 5, LegendShadow → None]
```



```

exptchart = BarChart[Riffle[normOleg80, p80frmai4v3[[2 ;;]]],
  PlotRange -> {{0, 15}, {-0.12, 0.9}}, ChartLabels -> {" N+ ", " N2+ ",
    " N3+ ", " N4+ ", " N5+ ", " N6+ ", " N7+ "},
  AxesLabel -> {"", "  $\tilde{Y}$  "}, ChartStyle -> {Lighter[Blue, 0.85], Lighter[Red, 0.7]},
  AxesStyle -> {{Arrowheads[Automatic], AbsoluteThickness[0.6]},
    {Arrowheads[Automatic], AbsoluteThickness[0.6]}},
  LabelStyle -> {FontFamily -> "Helvetica", FontSlant -> Plain, FontSize -> 18}]

```



■ 280 fs-pulse parametrization

```
fit280fs = fit280v7
```

```

{0.0916783, {f1 -> 0.743556, f2 -> 0., f3 -> 0.544025, f4 -> 0., f5 -> 0.999999,
  f6 -> 1., f7 -> 0.0124765, f8 -> 0.999883, f9 -> 1., f10 -> 0.14791, f11 -> 0.248925,
  f12 -> 1., f13 -> 0., f14 -> 0.000324688, f15 -> 1., f16 -> 6.30271 × 10-6,
  f17 -> 0.0177953, f18 -> 0.0557836, f19 -> 0.999995, f20 -> 0.146898, f21 -> 0.38155}}

```

```
fragmatrixp280 =
```

```

(fmat /. {fac1 -> f1, fac2 -> f2, fac3 -> f3, fac4 -> f4, fac5 -> f5, fac6 -> f6, fac7 -> f7,
  fac8 -> f8, fac9 -> f9, fac10 -> f10, fac11 -> f11, fac12 -> f12,
  fac13 -> f13, fac14 -> f14, fac15 -> f15, fac16 -> f16, fac17 -> f17,
  fac18 -> f18, fac19 -> f19, fac20 -> f20, fac21 -> f21}) /. Last[fit280fs];

```

■ Individual charge-state plots

4 fs, 0.15 mJ, 1.1 keV

```
p280frmai4v3 =
```

```

stationyieldcrateranalysis[fragmatrixp280, optdamp4 * 0.15 * MilliJouleToHartree,
  1100 * eVToHartree, 1 * 4 / t0ToFemtoSecond, nintdata, True]
p280frmai4normv3 := 1 / Total[p280frmai4v3[[2 ;;]]] * p280frmai4v3

```

```

{0.981584, 0.0131811, 0.00450346, 0.000424228,
  0.000271991, 0.0000354802, 1.636 × 10-7, 7.43657 × 10-11}

```

7 fs, 0.26 mJ, 1.1 keV

```

p280frmai7v3 =
  stationyeldcrateranalysis[fragmatrixp280, optdamp280 * 0.26 * MilliJouleToHartree,
    1100 * eVToHartree, 1 * 7 / t0ToFemtoSecond, nintdata, True]
p280frmai7normv3 := 1 / Total[p280frmai7v3[[2 ;;]]] * p280frmai7v3
{0.967979, 0.0192474, 0.00945482, 0.00205315,
  0.000944302, 0.000314755, 6.32311 × 10-6, 1.59058 × 10-8}

```

80 fs, 0.26 mJ, 1.1 keV

```

p280frmai80 =
  stationyeldcrateranalysis[fragmatrixp280, optdamp280 * 0.26 * MilliJouleToHartree,
    1100 * eVToHartree, 80 / t0ToFemtoSecond, nintdata, True]
p280frmai80norm := 1 / Total[p280frmai80[[2 ;;]]] * p280frmai80
{0.968081, 0.0187126, 0.00933038, 0.00216436,
  0.00114191, 0.000548181, 0.0000210601, 1.30059 × 10-7}

```

280 fs, 0.26 mJ, 1.1 keV

```

p280frmai280 =
  stationyeldcrateranalysis[fragmatrixp280, optdamp280 * 0.26 * MilliJouleToHartree,
    1100 * eVToHartree, 280 / t0ToFemtoSecond, nintdata, True]
p280frmai280norm := 1 / Total[p280frmai280[[2 ;;]]] * p280frmai280
{0.968099, 0.0186382, 0.00930883, 0.00216977,
  0.00116281, 0.000596522, 0.0000244897, 2.06847 × 10-7}

```

■ Average charge state plot

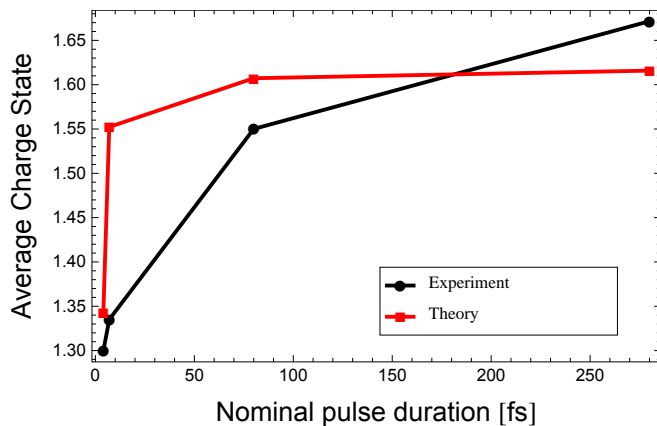
```

p280frmatheoryAveChrg =
  {Total[p280frmai4normv3 * chgStates], Total[p280frmai7normv3 * chgStates],
  Total[p280frmai80norm * chgStates], Total[p280frmai280norm * chgStates]}
{1.34266, 1.55229, 1.60728, 1.61586}

p280frmachrgTheory := Partition[Riffle[{4, 7, 80, 280}, p280frmatheoryAveChrg], 2]

newp = ListPlot[{chrgExpt, p280frmachrgTheory}, Joined → True, PlotRange → All,
  PlotMarkers → Automatic, PlotStyle → {{Thick, Black}, {Thick, Red}}, Frame → True,
  Axes → False, FrameLabel → {"Nominal pulse duration [fs]", "Average Charge State"},
  LabelStyle → {FontFamily → "Arial"}, PlotLegend → {"Experiment", "Theory"},
  LegendPosition → {0.1, -0.34}, LegendSize → {0.7, 0.2},
  LegendTextSpace → 5, LegendShadow → None]

```



```

exptchart = BarChart[Riffle[normOleg280, p280frmai280norm[[2 ;;]]],
  PlotRange -> {{0, 15}, {-0.12, 0.9}}, ChartLabels -> {"      N+ ", "      N2+ ",
    "      N3+ ", "      N4+ ", "      N5+ ", "      N6+ ", "      N7+ "},
  AxesLabel -> {"", "Ỹ"}, ChartStyle -> {Lighter[Blue, 0.85], Lighter[Red, 0.7]},
  AxesStyle -> {{Arrowheads[Automatic], AbsoluteThickness[0.6]},
    {Arrowheads[Automatic], AbsoluteThickness[0.6]}},
  LabelStyle -> {FontFamily -> "Helvetica", FontSlant -> Plain, FontSize -> 18}]

```

