

```

<< Units`
<< PhysicalConstants`
<< PlotLegends`

SetDirectory[NotebookDirectory[]]

Get["NitrogenRateEquations.m"]
Get["NitrogenMoleculeRateEqs.m"]

HartreeToeV := 27.2113845
eVToHartree := 1 / HartreeToeV
JouleToHartree := 2.29371269*^17
MilliJouleToHartree := 1*^-3 * JouleToHartree
BohrToAngstroem := 0.5291772083
AngstroemToBohr := 1 / BohrToAngstroem
MicrometerToBohr := 1*^4 * AngstroemToBohr
BohrToMicrometer := 1 / MicrometerToBohr
t0ToSecond := 24.18884326505*^-18
t0ToFemtoSecond := 24.18884326505*^-3
crossSectionAUtoBarn := 1*^8 * BohrToAngstroem^2
crossSectionAUtocm2 := crossSectionAUtoBarn * 1*^-24
crossSectioncm2toAU := 1 / crossSectionAUtocm2

neginfinity := -1000 / t0ToFemtoSecond
posinfinity := 10000 / t0ToFemtoSecond

```

Optimal molecular fragmentation parameters for the static fragmentation matrix model with atomic probabilities and effective LCLS pulse durations

Christian Buth, 18 April 2012

Argonne National Laboratory, Argonne, Illinois 60439, USA

Experimental parameters

Pulse energy fractions:

```

optdamp280 := 0.31
optdamp80 := 0.26
optdamp7 := 0.16
optdamp4 := 0.26

optdamp4 * 0.15 / 0.26

0.15

optdamp7 * 0.26 / 0.15

0.277333

```

Pulse duration fractions. See Ref. [1] for measurements of LCLS pulse durations:

```

280 / 300 * 120

112

shtdur280 = 112 / 280.0

0.4

shtdur80 = 40 / 80.0

0.5

shtdur7 := 0.4

shtdur4 := 0.4

photonenergy := 1100 * eVToHartree
nintsteps := nintdata
nint := nintsteps
Off[NIntegrate::inumr]

```

Atomic ion yields

■ Independent-atom model

```

tauX280 := shtdur280 * 280 / t0ToFemtoSecond
tauX4 := shtdur4 * 4 / t0ToFemtoSecond
pulseenergy280 := optdamp280 * 0.26 * MilliJouleToHartree
pulseenergy4 := optdamp4 * 0.15 * MilliJouleToHartree
photonenergy := 1100 * eVToHartree
nintsteps := nintdata
nint := nintsteps

J0Xpeak280 = 2 * Sqrt[Log[2] / Pi] / tauX280 * peakfluence[pulseenergy280, photonenergy];
J0Xcur280 = J0Xpeak280 / nintsteps * nint;
jxcrater280[t_] := jxgaussian[J0Xcur280, tauX280, t]

J0Xpeak4 = 2 * Sqrt[Log[2] / Pi] / tauX4 * peakfluence[pulseenergy4, photonenergy];
J0Xcur4 = J0Xpeak4 / nintsteps * nint;
jxcrater4[t_] := jxgaussian[J0Xcur4, tauX4, t]

sol280 = solveNitrogenRateEquations[photonenergy,
  jxcrater280, neginfinity, posinfinity, 1 / 1000, True];
sol4 = solveNitrogenRateEquations[photonenergy, jxcrater4,
  neginfinity, posinfinity, 1 / 1000, True];

fmat = IdentityMatrix[64];

molprobs[fmat, sol280]

{{0.350289, 0.0177772, 0.361619, 0.016062, 0.178808, 0.0639902, 0.0111598, 0.000295664},
 {0.350289, 0.0177772, 0.361619, 0.016062, 0.178808, 0.0639902, 0.0111598, 0.000295664}}

molprobs[fmat, sol4]

{{0.614151, 0.0143742, 0.30349, 0.0077979, 0.0545732,
  0.00542484, 0.000188125, 9.54253 × 10-7}, {0.614151, 0.0143742,
  0.30349, 0.0077979, 0.0545732, 0.00542484, 0.000188125, 9.54253 × 10-7}}

stationyieldcrateranalysis[fmat, pulseenergy280, photonenergy, tauX280, nint, True]

{0.975254, 0.00093239, 0.018762, 0.000345532,
  0.00380105, 0.00080638, 0.0000969153, 1.98223 × 10-6}

```



```
{MatrixForm[Transpose[srt280][[1 ;; 15]]], MatrixForm[Transpose[srt4][[1 ;; 15]]]}
```

$$\left(\begin{array}{ccc} 0 & 0 & 0.95112 \\ 2 & 0 & 0.0182977 \\ 4 & 0 & 0.00370699 \\ 1 & 0 & 0.000909317 \\ 5 & 0 & 0.000786425 \\ 2 & 2 & 0.000352013 \\ 3 & 0 & 0.000336981 \\ 6 & 0 & 0.000094517 \\ 4 & 2 & 0.0000713153 \\ 2 & 1 & 0.0000174935 \\ 5 & 2 & 0.0000151293 \\ 4 & 4 & 0.000014448 \\ 3 & 2 & 6.48287 \times 10^{-6} \\ 4 & 1 & 3.54406 \times 10^{-6} \\ 5 & 4 & 3.06509 \times 10^{-6} \end{array} \right), \left(\begin{array}{ccc} 0 & 0 & 0.974204 \\ 2 & 0 & 0.0111647 \\ 4 & 0 & 0.000912048 \\ 1 & 0 & 0.000544962 \\ 3 & 0 & 0.000132612 \\ 2 & 2 & 0.00012795 \\ 5 & 0 & 0.0000578795 \\ 4 & 2 & 0.0000104523 \\ 2 & 1 & 6.24542 \times 10^{-6} \\ 3 & 2 & 1.51977 \times 10^{-6} \\ 6 & 0 & 1.46762 \times 10^{-6} \\ 4 & 4 & 8.53857 \times 10^{-7} \\ 5 & 2 & 6.63316 \times 10^{-7} \\ 4 & 1 & 5.10192 \times 10^{-7} \\ 1 & 1 & 3.04848 \times 10^{-7} \end{array} \right)$$

Compounded fragmentation matrix

■ Transformation basics

```
eqsh = {{1 - fac, 0, 0}, {fac, 1, fac}, {0, 0, 1 - fac}};
eqsh // MatrixForm
```

$$\left(\begin{array}{ccc} 1 - \text{fac} & 0 & 0 \\ \text{fac} & 1 & \text{fac} \\ 0 & 0 & 1 - \text{fac} \end{array} \right)$$

```
Det[eqsh]
```

```
1 - 2 fac + fac2
```

```
eqsh.{a, b, c}
```

```
{a (1 - fac), b + a fac + c fac, c (1 - fac)}
```

```
eqsh.{1, 0, 0} /. {fac -> 1}
```

```
eqsh.{0, 1, 0} /. {fac -> 1}
```

```
eqsh.{0, 0, 1} /. {fac -> 1}
```

```
{0, 1, 0}
```

```
{0, 1, 0}
```

```
{0, 1, 0}
```

■ Transformation matrix

```
mixingmat[id1_, id2_, re1_, re2_, fac_] := Module[{mima},
  mima = IdentityMatrix[64];
  mima[[id1, id1]] = 1 - fac;
  mima[[id2, id2]] = 1 - fac;
  mima[[re1, id1]] = fac;
  mima[[re2, id2]] = fac;
  mima
]
zeromatrix = Table[0, {j, 1, 64}, {i, 1, 64}];
```

```

mixingmat[ics[0, 2], ics[2, 0], ics[1, 1], ics[1, 1], fac1].
  mixingmat[ics[0, 3], ics[3, 0], ics[1, 2], ics[2, 1], fac2] -
  mixingmat[ics[0, 3], ics[3, 0], ics[1, 2], ics[2, 1], fac2].
  mixingmat[ics[0, 2], ics[2, 0], ics[1, 1], ics[1, 1], fac1] == zeromatrix
True

mixingmat[ics[0, 3], ics[3, 0], ics[1, 2], ics[2, 1], fac2] // MatrixForm;

commutatorMat[pair_] := Module[{a, b},
  {a, b} = pair;
  a.b - b.a == zeromatrix
]

redpairs = Subsets[Table[i, {i, 0, 7}], {2}]

{{0, 1}, {0, 2}, {0, 3}, {0, 4}, {0, 5}, {0, 6}, {0, 7}, {1, 2}, {1, 3},
  {1, 4}, {1, 5}, {1, 6}, {1, 7}, {2, 3}, {2, 4}, {2, 5}, {2, 6}, {2, 7},
  {3, 4}, {3, 5}, {3, 6}, {3, 7}, {4, 5}, {4, 6}, {4, 7}, {5, 6}, {5, 7}, {6, 7}}

compairs = Select[redpairs, Abs[#[[1]] - #[[2]]] >= 2 &]

{{0, 2}, {0, 3}, {0, 4}, {0, 5}, {0, 6}, {0, 7}, {1, 3}, {1, 4}, {1, 5}, {1, 6},
  {1, 7}, {2, 4}, {2, 5}, {2, 6}, {2, 7}, {3, 5}, {3, 6}, {3, 7}, {4, 6}, {4, 7}, {5, 7}}

Length[compairs]

21

icsp[p_] := ics[p[[1]], p[[2]]]
revp[p_] := {p[[2]], p[[1]]}

icsfl[p_] := If[EvenQ[p[[1]] + p[[2]]],
  icsp[{(p[[1]] + p[[2]]) / 2, (p[[1]] + p[[2]]) / 2}],
  icsp[{(p[[1]] + p[[2]] - 1) / 2, (p[[1]] + p[[2]] + 1) / 2}]
]

icsfr[p_] := If[EvenQ[p[[1]] + p[[2]]],
  icsp[{(p[[1]] + p[[2]]) / 2, (p[[1]] + p[[2]]) / 2}],
  icsp[{(p[[1]] + p[[2]] + 1) / 2, (p[[1]] + p[[2]] - 1) / 2}]
]

trafmats = Table[Hold[mixingmat][icsp[compairs[[i]]],
  icsp[revp[compairs[[i]]], icsfl[compairs[[i]]], icsfr[compairs[[i]]],
  ToExpression[ToString[fac] <> ToString[i]], {i, 1, Length[compairs]}]

{Hold[mixingmat][17, 3, 10, 10, fac1],
  Hold[mixingmat][25, 4, 18, 11, fac2], Hold[mixingmat][33, 5, 19, 19, fac3],
  Hold[mixingmat][41, 6, 27, 20, fac4], Hold[mixingmat][49, 7, 28, 28, fac5],
  Hold[mixingmat][57, 8, 36, 29, fac6], Hold[mixingmat][26, 12, 19, 19, fac7],
  Hold[mixingmat][34, 13, 27, 20, fac8], Hold[mixingmat][42, 14, 28, 28, fac9],
  Hold[mixingmat][50, 15, 36, 29, fac10], Hold[mixingmat][58, 16, 37, 37, fac11],
  Hold[mixingmat][35, 21, 28, 28, fac12], Hold[mixingmat][43, 22, 36, 29, fac13],
  Hold[mixingmat][51, 23, 37, 37, fac14], Hold[mixingmat][59, 24, 45, 38, fac15],
  Hold[mixingmat][44, 30, 37, 37, fac16], Hold[mixingmat][52, 31, 45, 38, fac17],
  Hold[mixingmat][60, 32, 46, 46, fac18], Hold[mixingmat][53, 39, 46, 46, fac19],
  Hold[mixingmat][61, 40, 54, 47, fac20], Hold[mixingmat][62, 48, 55, 55, fac21]}

trafmats = ReleaseHold[trafmats];

```



```

Simplify[Table[Norm[fmat[[k, All]], 1], {k, 1, 64}],
Assumptions → {fac1 ≥ 0, fac1 ≤ 1, fac2 ≥ 0, fac2 ≤ 1, fac3 ≥ 0, fac3 ≤ 1,
fac4 ≥ 0, fac4 ≤ 1, fac5 ≥ 0, fac5 ≤ 1, fac6 ≥ 0, fac6 ≤ 1, fac7 ≥ 0, fac7 ≤ 1,
fac8 ≥ 0, fac8 ≤ 1, fac9 ≥ 0, fac9 ≤ 1, fac10 ≥ 0, fac10 ≤ 1, fac11 ≥ 0,
fac11 ≤ 1, fac12 ≥ 0, fac12 ≤ 1, fac13 ≥ 0, fac13 ≤ 1, fac14 ≥ 0, fac14 ≤ 1,
fac15 ≥ 0, fac15 ≤ 1, fac16 ≥ 0, fac16 ≤ 1, fac17 ≥ 0, fac17 ≤ 1, fac18 ≥ 0,
fac18 ≤ 1, fac19 ≥ 0, fac19 ≤ 1, fac20 ≥ 0, fac20 ≤ 1, fac21 ≥ 0, fac21 ≤ 1}]
{1, 1, 1 - fac1, 1 - fac2, 1 - fac3, 1 - fac4, 1 - fac5, 1 - fac6, 1, 1 + 2 fac1, 1 + fac2,
1 - fac7, 1 - fac8, 1 - fac9, 1 - fac10, 1 - fac11, 1 - fac1, 1 + fac2, 1 + 2 fac3 + 2 fac7,
1 + fac4 + fac8, 1 - fac12, 1 - fac13, 1 - fac14, 1 - fac15, 1 - fac2, 1 - fac7, 1 + fac4 + fac8,
1 + 2 fac12 + 2 fac5 + 2 fac9, 1 + fac10 + fac13 + fac6, 1 - fac16, 1 - fac17, 1 - fac18,
1 - fac3, 1 - fac8, 1 - fac12, 1 + fac10 + fac13 + fac6, 1 + 2 fac11 + 2 fac14 + 2 fac16,
1 + fac15 + fac17, 1 - fac19, 1 - fac20, 1 - fac4, 1 - fac9, 1 - fac13, 1 - fac16, 1 + fac15 + fac17,
1 + 2 fac18 + 2 fac19, 1 + fac20, 1 - fac21, 1 - fac5, 1 - fac10, 1 - fac14, 1 - fac17, 1 - fac19,
1 + fac20, 1 + 2 fac21, 1, 1 - fac6, 1 - fac11, 1 - fac15, 1 - fac18, 1 - fac20, 1 - fac21, 1, 1}
Det[fmat]
(1 - fac1)2 (1 - fac10)2 (1 - fac11)2 (1 - fac12)2 (1 - fac13)2 (1 - fac14)2 (1 - fac15)2
(1 - fac16)2 (1 - fac17)2 (1 - fac18)2 (1 - fac19)2 (1 - fac2)2 (1 - fac20)2 (1 - fac21)2
(1 - fac3)2 (1 - fac4)2 (1 - fac5)2 (1 - fac6)2 (1 - fac7)2 (1 - fac8)2 (1 - fac9)2

```

Symmetric-sharing ion yields

```

tauX := shtdur280 * 280 / t0ToFemtoSecond
pulseenergy := optdamp280 * 0.26 * MilliJouleToHartree
photonenergy := 1100 * eVToHartree
nintsteps := nintdata
nint := nintsteps

syioprob = stationyieldcrateranalysis[fmat, pulseenergy, photonenergy, tauX, nint, True];

syioprobrep = syioprob /. {fac1 → 1, fac2 → 1, fac3 → 1, fac4 → 1, fac5 → 1, fac6 → 1,
fac7 → 1, fac8 → 1, fac9 → 1, fac10 → 1, fac11 → 1, fac12 → 1, fac13 → 1, fac14 → 1,
fac15 → 1, fac16 → 1, fac17 → 1, fac18 → 1, fac19 → 1, fac20 → 1, fac21 → 1}

{0.959919, 0.0263143, 0.00947553, 0.00327273,
0.000858617, 0.000155517, 4.79878 × 10-6, 1.29705 × 10-8}

sFmat = fmat /. {fac1 → 1, fac2 → 1, fac3 → 1, fac4 → 1, fac5 → 1, fac6 → 1, fac7 → 1,
fac8 → 1, fac9 → 1, fac10 → 1, fac11 → 1, fac12 → 1, fac13 → 1, fac14 → 1,
fac15 → 1, fac16 → 1, fac17 → 1, fac18 → 1, fac19 → 1, fac20 → 1, fac21 → 1};

stationyieldcrateranalysis[sFmat, pulseenergy, photonenergy, tauX, nint, True]

{0.959919, 0.0263143, 0.00947553, 0.00327273,
0.000858617, 0.000155517, 4.79878 × 10-6, 1.29705 × 10-8}

Total[syioprobrep] // Simplify
1.

mionyi = syioprobrep[[2 ;; 8]] / (1 - syioprobrep[[1]]) // Simplify

{0.65652, 0.236407, 0.0816519, 0.0214218, 0.00388001, 0.000119726, 3.23605 × 10-7}

Total[mionyi]
1.

```


aionprob280

```
{0.975254, 0.00093239, 0.018762, 0.000345532,
 0.00380105, 0.00080638, 0.0000969153, 1.98223 × 10-6}
```

aionprob280[[1]]^2 + aionprob280[[1]] * aionprob280[[2]]

0.952029

Lower-limit model:

imolprob = imolionyieldcrateranalysis[pulseenergy, photonenergy, tauX, nintdata, True]

```
{0.95929, 0.0012576, 0.0252804, 0.000810155, 0.00851851,
 0.00110388, 0.00241808, 0.000605417, 0.000457328, 0.000197162,
 0.0000528704, 8.13015 × 10-6, 7.2103 × 10-7, 2.53482 × 10-8, 2.96425 × 10-10}
```

Total[imolprob]

1.

eqshprob = {

```
  imolprob[[1]] + 1 / 2 * imolprob[[2]],
  1 / 2 * imolprob[[2]] + imolprob[[3]] + 1 / 2 * imolprob[[4]],
  1 / 2 * imolprob[[4]] + imolprob[[5]] + 1 / 2 * imolprob[[6]],
  1 / 2 * imolprob[[6]] + imolprob[[7]] + 1 / 2 * imolprob[[8]],
  1 / 2 * imolprob[[8]] + imolprob[[9]] + 1 / 2 * imolprob[[10]],
  1 / 2 * imolprob[[10]] + imolprob[[11]] + 1 / 2 * imolprob[[12]],
  1 / 2 * imolprob[[12]] + imolprob[[13]] + 1 / 2 * imolprob[[14]],
  1 / 2 * imolprob[[14]] + imolprob[[15]]
}
```

```
{0.959919, 0.0263143, 0.00947553, 0.00327273,
 0.000858617, 0.000155517, 4.79878 × 10-6, 1.29705 × 10-8}
```

Total[eqshprob]

1.

syioprobrep

```
{0.959919, 0.0263143, 0.00947553, 0.00327273,
 0.000858617, 0.000155517, 4.79878 × 10-6, 1.29705 × 10-8}
```

imolyi = 1 / Total[eqshprob[[2 ;;]]] * eqshprob[[2 ;;]]

```
{0.65652, 0.236407, 0.0816519, 0.0214218, 0.00388001, 0.000119726, 3.23605 × 10-7}
```

mionyi

```
{0.65652, 0.236407, 0.0816519, 0.0214218, 0.00388001, 0.000119726, 3.23605 × 10-7}
```

mionyi.Table[i, {i, 1, 7}]

1.4801

imolprob[[2 ;;]]

```
{0.0012576, 0.0252804, 0.000810155, 0.00851851,
 0.00110388, 0.00241808, 0.000605417, 0.000457328, 0.000197162,
 0.0000528704, 8.13015 × 10-6, 7.2103 × 10-7, 2.53482 × 10-8, 2.96425 × 10-10}
```

eqshimolyi = 1 / Total[imolprob[[2 ;;]]] * imolprob[[2 ;;]]

```
{0.0308914, 0.620983, 0.0199005, 0.209247, 0.0271155, 0.0593973, 0.0148714, 0.0112337,
 0.00484306, 0.0012987, 0.000199707, 0.0000177112, 6.2265 × 10-7, 7.28133 × 10-9}
```

```
Total[eqshimolyi * Table[i, {i, 1, 14}]] / 2
```

```
1.45724
```

Fragmentation-matrix fits

■ Fragmentation-matrix ion yields for a 4 fs pulse

```
tauX := shtdur4 * 4 / t0ToFemtoSecond
```

```
pulseenergy := optdamp4 * 0.15 * MilliJouleToHartree
```

```
flioprob = stationyieldcrateranalysis[format, pulseenergy, photonenergy, tauX, nint, True];
```

```
flmionyi = flioprob[[2 ;; 8]] / (1 - flioprob[[1]]) // Simplify;
```

```
NMinimize[{normfitconsts[f1,f2,f3,f4,f5,f6,f7,f8,f9,f10,f11,f12,f13,f14,f15,f16,
```

```
f17,f18,f19,f20,f21],0<=f1<=1&&0<=f2<=1&&0<=f3<=1&&0<=f4<=1&&0<=f5<=1&&0<=f6<=1,
```

```
0<=f7<=1&&0<=f8<=1&&0<=f9<=1&&0<=f10<=1&&0<=f11<=1&&0<=f12<=1,0<=f13<=1&&0<=f14<=1&&
```

```
0<=f15<=1&&0<=f16<=1&&0<=f17<=1&&0<=f18<=1&&0<=f19<=1&&0<=f20<=1&&0<=f21<=1}},
```

```
{{f1,0.75,0.77},{f2,0,0.1},{f3,0.4,0.7},{f4,0,0.1},{f5,0.9,1},{f6,0,0.1},
```

```
{f7,0,0.1},{f8,0.9,1},{f9,0,0.1},{f10,0,0.1},{f11,0,0.1},{f12,0.9,1},{f13,0,0.1},
```

```
{f14,0,0.1},{f15,0,0.1},{f16,0,0.1},{f17,0,0.1},{f18,0,0.1},{f19,0.9,1},{f20,0,0.1},{f21,0,0.1}}}
```

```
optdamp4:=0.38
```

```
fit4v5 := {0.0741333, {f1 → 0.817387, f2 → 1., f3 → 1., f4 → 1., f5 → 0.259297,
```

```
f6 → 0.64855, f7 → 0.021074, f8 → 1., f9 → 0.177418, f10 → 0.946447,
```

```
f11 → 0.43021, f12 → 0.20266, -17 > f13 → 0., f14 → 0., f15 → 0.525429, f16 → 0.,
```

```
f17 → 3.0566*^-17, f18 → 0.166879, f19 → 0.730667, f20 → 0.481632, f21 → 0.561293}}
```

```
optdamp4:=0.37
```

```
fit4v1 := {0.0697098, {f1 → 0.810993, f2 → 0.999686, f3 → 1., f4 → 1., f5 → 0.551895,
```

```
f6 → 0.110313, f7 → 0.0998445, f8 → 1., f9 → 0.0406401, f10 → 0.0338751,
```

```
f11 → 0.038052, f12 → 0.217765, f13 → 0.031176, f14 → 0.070134, f15 → 0., f16 → 0.,
```

```
f17 → 0.633776, f18 → 0.195097, f19 → 0.132072, f20 → 0.358208, f21 → 0.734924}}
```

```
optdamp4:=0.36
```

```
fit4v2 := {0.0653036, {f1 → 0.804537, f2 → 0.999963, f3 → 1., f4 → 1., f5 → 0.561659,
```

```
f6 → 0.352716, f7 → 0.00506739, f8 → 1., f9 → 5.24467*^-7, f10 → 0.318953, f11 → 0.147744,
```

```
f12 → 0.23517, f13 → 6.39467*^-6, f14 → 0., f15 → 0.245537, f16 → 0.0874463,
```

```
f17 → 0.045533, f18 → 0.737595, f19 → 0.859156, f20 → 0.6, f21 → 0.216691}}
```

```
optdamp4:=0.35
```

```
fit4v3 := {0.061231, {f1 → 0.797914, f2 → 1., f3 → 0.999611, f4 → 1., f5 → 0.791531,
```

```
f6 → 0.515154, f7 → 0.0274785, f8 → 1., f9 → 0.292139, f10 → 0.126092, f11 → 0.00590547,
```

```
f12 → 0.257386, f13 → 0., f14 → 0.428578, f15 → 0.430195, f16 → 3.39028*^-16,
```

```
f17 → 0.921584, f18 → 0.216182, f19 → 0.59757, f20 → 0.0637454, f21 → 0.0983019}}
```

```
optdamp4:=0.34
```

```
fit4v4 := {0.0566825, {f1 → 0.791654, f2 → 0.997219, f3 → 1., f4 → 1., f5 → 0.774761,
```

```
f6 → 0.194476, f7 → 0.654582, f8 → 1., f9 → 0.344581, f10 → 0.836912, f11 → 0.244901,
```

```
f12 → 0.274131, f13 → 0.0314691, f14 → 0.353786, f15 → 0., f16 → 0.101346,
```

```
f17 → 0.767097, f18 → 0., f19 → 0.94963, f20 → 0.253079, f21 → 0.0862743}}
```

```
optdamp4:=0.33
```

```
fit4v6 := {0.0524182, {f1 → 0.78512, f2 → 1., f3 → 1., f4 → 1., f5 → 0.668723, f6 → 0.378858,
```

```
f7 → 0.889278, f8 → 1., f9 → 0.00895093, f10 → 7.14641*^-9, f11 → 0.710835,
```

```
f12 → 0.299184, f13 → 0.00486946, f14 → 0.385623, f15 → 0.0166031, f16 → 0.463862,
```

```
f17 → 0.157829, f18 → 0.307596, f19 → 0.559105, f20 → 0.0899922, f21 → 0.284136}}
```

```
optdamp4:=0.32
```

```
fit4v7 := {0.0485116, {f1 → 0.778312, f2 → 0.999986, f3 → 1., f4 → 1., f5 → 1.,
  f6 → 1.90007*^-14, f7 → 0.0933694, f8 → 1., f9 → 0.580621, f10 → 0.129296, f11 → 0.113276,
  f12 → 0.316069, f13 → 0.0611753, f14 → 0., f15 → 0.219149, f16 → 6.74618*^-16,
  f17 → 0.286787, f18 → 0.515705, f19 → 0.594864, f20 → 0.148523, f21 → 0.159485}}
```

```
optdamp4:=0.31
```

```
fit4v8 := {0.0443501, {f1 → 0.771765, f2 → 0.999997, f3 → 1., f4 → 0.999344, f5 → 1.,
  f6 → 0.643495, f7 → 0.686626, f8 → 1., f9 → 0., f10 → 0.253999, f11 → 0.716871,
  f12 → 0.346644, f13 → 0.0123965, f14 → 0.368317, f15 → 0.422554, f16 → 0.488923,
  f17 → 0.164338, f18 → 0.433944, f19 → 0.708582, f20 → 0.645059, f21 → 0.738409}}
```

```
optdamp4:=0.30
```

```
fit4v9 := {0.0406309, {f1 → 0.76491, f2 → 0.997966, f3 → 0.999147, f4 → 1., f5 → 0.579572,
  f6 → 0.126881, f7 → 0.40275, f8 → 0.993234, f9 → 0.436428, f10 → 0.10936,
  f11 → 0.253771, f12 → 0.373175, f13 → 0., f14 → 0., f15 → 0., f16 → 0.633791,
  f17 → 0., f18 → 0.0448136, f19 → 0.817745, f20 → 1.12922*^-13, f21 → 0.381115}}
```

```
optdamp4:=0.29
```

```
fit4v10 := {0.0366216, {f1 → 0.758228, f2 → 0.999986, f3 → 1., f4 → 1., f5 → 0.836464,
  f6 → 8.92424*^-15, f7 → 0.481948, f8 → 1., f9 → 0., f10 → 0.61591, f11 → 0.,
  f12 → 0.406353, f13 → 0., f14 → 0.19697, f15 → 0.336427, f16 → 0.871927,
  f17 → 0.0400973, f18 → 0.264385, f19 → 0.971786, f20 → 0., f21 → 0.64458}}
```

```
optdamp4:=0.28
```

```
fit4v11 := {0.032873, {f1 → 0.75143, f2 → 0.997286, f3 → 1., f4 → 0.996694,
  f5 → 0.979243, f6 → 0.503819, f7 → 0.540815, f8 → 1., f9 → 0., f10 → 0.509781,
  f11 → 0., f12 → 0.439453, f13 → 0., f14 → 0.0494283, f15 → 0.506994, f16 → 0.192234,
  f17 → 1., f18 → 0.493594, f19 → 7.59505*^-17, f20 → 2.32269*^-15, f21 → 0.14298}}
```

```
optdamp4:=0.27
```

```
fit4v12 := {0.0290868, {f1 → 0.744652, f2 → 1., f3 → 1., f4 → 1., f5 → 0.616947,
  f6 → 0.0651295, f7 → 0.840513, f8 → 1., f9 → 0.171913, f10 → 0.237838, f11 → 0.,
  f12 → 0.478725, f13 → 0., f14 → 0.643228, f15 → 0.250161, f16 → 0.108691,
  f17 → 1.22575*^-14, f18 → 0.89032, f19 → 0.486494, f20 → 4.73955*^-15, f21 → 0.896144}}
```

```
optdamp4:=0.26
```

```
fit4v13 := {0.0254831, {f1 → 0.737783, f2 → 1., f3 → 1., f4 → 1., f5 → 0.973354,
  f6 → 0.0597997, f7 → 0.971488, f8 → 1., f9 → 0.555009, f10 → 0., f11 → 0.0925725,
  f12 → 0.521545, f13 → 0., f14 → 0.0774714, f15 → 0.173054, f16 → 0.279597,
  f17 → 0.565815, f18 → 0.325736, f19 → 0.57836, f20 → 0.253629, f21 → 0.0234141}}
```

■ Fragmentation-matrix ion yields for a 7 fs pulse

```
tauX := shtdur7 * 7 / t0ToFemtoSecond
```

```
pulseenergy := optdamp7 * 0.23 * MilliJouleToHartree
```

```
flioprob = stationyieldcrateranalysis[fmat, pulseenergy, photonenergy, tauX, nint, True];
```

```
f1mionyi = flioprob[[2 ;; 8]] / (1 - flioprob[[1]]) // Simplify;
```

```
NMinimize[{normfitconsts[f1,f2,f3,f4,f5,f6,f7,f8,f9,f10,f11,f12,f13,f14,f15,f16,
```

```
f17,f18,f19,f20,f21],0<=f1<=1&&0<=f2<=1&&0<=f3<=1&&0<=f4<=1&&0<=f5<=1&&0<=f6<=1,
```

```
0<=f7<=1&&0<=f8<=1&&0<=f9<=1&&0<=f10<=1&&0<=f11<=1&&0<=f12<=1,0<=f13<=1&&0<=f14<=1&&
```

```
0<=f15<=1&&0<=f16<=1&&0<=f17<=1&&0<=f18<=1&&0<=f19<=1&&0<=f20<=1&&0<=f21<=1},
```

```
{{f1,0.75,0.77},{f2,0,0.1},{f3,0.4,0.7},{f4,0,0.1},{f5,0.9,1},{f6,0,0.1},
```

```
{f7,0,0.1},{f8,0.9,1},{f9,0,0.1},{f10,0,0.1},{f11,0,0.1},{f12,0.9,1},{f13,0,0.1},
```

```
{f14,0,0.1},{f15,0,0.1},{f16,0,0.1},{f17,0,0.1},{f18,0,0.1},{f19,0.9,1},{f20,0,0.1},{f21,0,0.1}}}
```

```
optdamp7:=0.28
```

```
fit7v4 := {0.0837093, {f1 → 0.870358, f2 → 1., f3 → 1., f4 → 0.999814, f5 → 0.645206, f6 → 0.,
  f7 → 0.389554, f8 → 0.999906, f9 → 0.489611, f10 → 0.390022, f11 → 0.719268,
  f12 → 0.539237, f13 → 0., f14 → 0.111484, f15 → 0.336082, f16 → 0.168233,
  f17 → 0.327161, f18 → 0.346767, f19 → 0.511243, f20 → 0.192712, f21 → 0.376565}}
```

```
optdamp7:=0.27
```

```
fit7v1 := {0.07464, {f1 → 0.860332, f2 → 1., f3 → 1., f4 → 1., f5 → 0.971469,
  f6 → 0.560101, f7 → 0.776954, f8 → 1., f9 → 0., f10 → 0.742961, f11 → 0.344606,
  f12 → 0.581272, f13 → 0., f14 → 0.0000914433, f15 → 0.774267, f16 → 0.204877,
  f17 → 0.748827, f18 → 0., f19 → 2.04655*^-13, f20 → 1.63597*^-15, f21 → 0.607821}}
```

```
optdamp7:=0.26
```

```
fit7v2 := {0.0655995, {f1 → 0.850243, f2 → 1., f3 → 1., f4 → 1., f5 → 1., f6 → 0.,
  f7 → 0.895816, f8 → 0.965108, f9 → 0.605553, f10 → 0.179806, f11 → 0.503118,
  f12 → 0.617871, f13 → 0.0145182, f14 → 0., f15 → 1.82275*^-10, f16 → 0.116929,
  f17 → 0.0297038, f18 → 1., f19 → 0.9878, f20 → 0.580791, f21 → 0.3084}}
```

```
optdamp7:=0.25
```

```
fit7v3 := {0.0569173, {f1 → 0.83986, f2 → 1., f3 → 1., f4 → 1., f5 → 0.556212,
  f6 → 0.700993, f7 → 0.951663, f8 → 1., f9 → 0.429151, f10 → 0.200005,
  f11 → 0.15335, f12 → 0.665971, f13 → 0.0221942, f14 → 0., f15 → 0.,
  f16 → 0.233481, f17 → 0.147269, f18 → 0.14822, f19 → 1., f20 → 0.261405, f21 → 0.}}
```

```
optdamp7:=0.24
```

```
fit7v5 := {0.0483785, {f1 → 0.829376, f2 → 0.999999, f3 → 0.999924, f4 → 1., f5 → 0.675415,
  f6 → 0.0946819, f7 → 1., f8 → 1., f9 → 0.196747, f10 → 0.465012, f11 → 0.,
  f12 → 0.716756, f13 → 1.73849*^-7, f14 → 0.395133, f15 → 0., f16 → 0.125472,
  f17 → 0.381016, f18 → 0.750487, f19 → 0.700662, f20 → 0.364859, f21 → 0.137228}}
```

```
optdamp7:=0.23
```

```
fit7v6 := {0.0401883, {f1 → 0.818492, f2 → 1., f3 → 1., f4 → 1., f5 → 1.,
  f6 → 0., f7 → 0.313685, f8 → 1., f9 → 0.0978702, f10 → 0.773485, f11 → 0.455643,
  f12 → 0.768943, f13 → 0.0624202, f14 → 0., f15 → 0.188605, f16 → 0.282245,
  f17 → 0.065489, f18 → 0.0992886, f19 → 1., f20 → 0.094275, f21 → 0.0760586}}
```

```
optdamp7:=0.22
```

```
fit7v7 := {0.0318234, {f1 → 0.807689, f2 → 1., f3 → 1., f4 → 0.999629,
  f5 → 0.814927, f6 → 0.0690457, f7 → 0.38164, f8 → 1., f9 → 0.268312, f10 → 0.116191,
  f11 → 0.00407589, f12 → 0.835848, f13 → 0., f14 → 0., f15 → 0.284533, f16 → 0.048545,
  f17 → 0.00297722, f18 → 1.09117*^-19, f19 → 0.902928, f20 → 0.111045, f21 → 0.167245}}
```

```
optdamp7:=0.21
```

```
fit7v8 := {0.0239097,
  {f1 → 0.796717, f2 → 0.999296, f3 → 1., f4 → 0.994207, f5 → 0.634855, f6 → 0.0166091,
  f7 → 0.999602, f8 → 0.978883, f9 → 0.0691539, f10 → 0.146871, f11 → 0.70642,
  f12 → 0.915227, f13 → 0.000275258, f14 → 0.999984, f15 → 0.27435, f16 → 0.562858,
  f17 → 0.0156774, f18 → 0.602084, f19 → 0.336067, f20 → 4.8798*^-17, f21 → 0.477779}}
```

```
optdamp7:=0.20
```

```
fit7v9 := {0.0160205, {f1 → 0.785668, f2 → 0.999362, f3 → 0.999826, f4 → 1., f5 → 1.,
  f6 → 0.124249, f7 → 0.730266, f8 → 1., f9 → 0.241216, f10 → 0.411895, f11 → 0.023376,
  f12 → 0.992659, f13 → 0.00159108, f14 → 0.631548, f15 → 0.82071, f16 → 0.441258,
  f17 → 0.616101, f18 → 0., f19 → 0.448777, f20 → 0.0664072, f21 → 0.335958}}
```

```
optdamp7:=0.19
```

```
fit7v10 := {0.013165, {f1 → 0.773469, f2 → 0.697732, f3 → 0.999593, f4 → 0.999993,
  f5 → 0.991771, f6 → 0.225481, f7 → 0.338164, f8 → 0.999866, f9 → 0.573247, f10 → 0.436636,
  f11 → 0.223739, f12 → 0.999978, f13 → 0.362085, f14 → 0.458859, f15 → 0.100897,
  f16 → 0.0175904, f17 → 0., f18 → 0.23162, f19 → 1., f20 → 0.689676, f21 → 0.75596}}
```

```
optdamp7:=0.18
```

```
fit7v11 := {0.011013, {f1 → 0.761278, f2 → 0.327782, f3 → 1., f4 → 1., f5 → 1.,
  f6 → 0.530278, f7 → 0.482746, f8 → 0.999097, f9 → 0.50011, f10 → 0.588496,
  f11 → 0.0979644, f12 → 1., f13 → 0.741235, f14 → 0.276618, f15 → 0., f16 → 0.1837,
  f17 → 0.169027, f18 → 0.125009, f19 → 1., f20 → 0.583081, f21 → 2.67036*^-13}}
```

```
optdamp7:=0.17
```

```
fit7v12 := {0.0098106, {f1 → 0.749388, f2 → 0., f3 → 1., f4 → 1., f5 → 0.988588,
  f6 → 0.114081, f7 → 1.12384*^-14, f8 → 1., f9 → 0.991482, f10 → 0.554196,
  f11 → 0.463773, f12 → 1., f13 → 0.999663, f14 → 0.0215833, f15 → 0.00026929, f16 → 0.,
  f17 → 0.00404861, f18 → 0.786505, f19 → 1., f20 → 0.255845, f21 → 0.593144}}
```

```
optdamp7:=0.16
```

```
fit7v13 := {0.0155815, {f1 → 0.739941, f2 → 0., f3 → 1., f4 → 1.,
  f5 → 1., f6 → 0.387105, f7 → 0.0109382, f8 → 1., f9 → 1., f10 → 0.0614393,
  f11 → 0.582613, f12 → 1., f13 → 1., f14 → 0.124112, f15 → 1.714*^-9, f16 → 0.,
  f17 → 0.4, f18 → 0., f19 → 0.216371, f20 → 3.27099*^-11, f21 → 0.519927}}
```

```
optdamp7:=0.15
```

```
fit7v14 := {0.0240947,
  {f1 → 0.730252, f2 → 0., f3 → 1., f4 → 1., f5 → 1., f6 → 0.454341, f7 → 0., f8 → 1., f9 → 1.,
  f10 → 2.61324*^-6, f11 → 0.439612, f12 → 1., f13 → 1., f14 → 0.297301, f15 → 0.128077,
  f16 → 0., f17 → 0.999999, f18 → 0.581278, f19 → 1., f20 → 0.843522, f21 → 0.396697}}
```

■ Fragmentation-matrix ion yields for a 80 fs pulse

```
tauX := shtdur80 * 80 / t0ToFemtoSecond
pulseenergy := optdamp80 * 0.23 * MilliJouleToHartree
flioprob = stationyieldcrateranalysis[fmat, pulseenergy, photonenergy, tauX, nint, True];
```

```
flmionyi = flioprob[[2 ;; 8]] / (1 - flioprob[[1]]) // Simplify;
```

```
NMinimize[{normfitconsts[f1,f2,f3,f4,f5,f6,f7,f8,f9,f10,f11,f12,f13,f14,f15,f16,
f17,f18,f19,f20,f21],0<=f1<=1&&0<=f2<=1&&0<=f3<=1&&0<=f4<=1&&0<=f5<=1&&0<=f6<=1,
0<=f7<=1&&0<=f8<=1&&0<=f9<=1&&0<=f10<=1&&0<=f11<=1&&0<=f12<=1,0<=f13<=1&&0<=f14<=1&&
0<=f15<=1&&0<=f16<=1&&0<=f17<=1&&0<=f18<=1&&0<=f19<=1&&0<=f20<=1&&0<=f21<=1},
{{f1,0.75,0.77},{f2,0,0.1},{f3,0.4,0.7},{f4,0,0.1},{f5,0.9,1},{f6,0,0.1},
{f7,0,0.1},{f8,0.9,1},{f9,0,0.1},{f10,0,0.1},{f11,0,0.1},{f12,0.9,1},{f13,0,0.1},
{f14,0,0.1},{f15,0,0.1},{f16,0,0.1},{f17,0,0.1},{f18,0,0.1},{f19,0.9,1},{f20,0,0.1},{f21,0,0.1}}]
```

```
optdamp80:=0.38
```

```
fit80v3 := {0.00279217, {f1 → 0.885655, f2 → 1., f3 → 0.935854, f4 → 1., f5 → 1., f6 → 0.151804,
  f7 → 0.918263, f8 → 0.0474312, f9 → 0.174039, f10 → 0.515678, f11 → 0.762291,
  f12 → 0.859229, f13 → 0.303749, f14 → 1., f15 → 0.393545, f16 → 0.000010671,
  f17 → 0.382877, f18 → 0.423698, f19 → 0.853327, f20 → 0.144089, f21 → 0.448658}}
```

```
optdamp80:=0.37
```

```
fit80v2 := {0.00340696, {f1 → 0.871464, f2 → 0.999949, f3 → 0.902288, f4 → 0.865699, f5 → 1.,
  f6 → 0.61196, f7 → 0., f8 → 0.732028, f9 → 0.160354, f10 → 4.5154*^-7, f11 → 0.,
  f12 → 0.872038, f13 → 0.40377, f14 → 0.999997, f15 → 0.177308, f16 → 0.0376165,
  f17 → 0.00040882, f18 → 0.254036, f19 → 0.508652, f20 → 2.18109*^-7, f21 → 0.}}
```

```
optdamp80:=0.36
```

```
fit80v1 :=
  {0.007852, {f1 → 0.868526, f2 → 0.999997, f3 → 0.89529, f4 → 0.928473, f5 → 1., f6 → 0.377586,
  f7 → 0.429932, f8 → 0.500723, f9 → 0.113999, f10 → 0.0734636, f11 → 0.0309014,
  f12 → 0.866571, f13 → 0.44636, f14 → 0.0855778, f15 → 0.142911, f16 → 0.0466036,
  f17 → 0.328136, f18 → 2.53469*^-7, f19 → 0.822004, f20 → 1.0781*^-6, f21 → 0.}}
```

```
optdamp80:=0.35
```

```

fit80v4 := {0.00304362,
  {f1 → 0.841989, f2 → 0.76719, f3 → 0.793273, f4 → 0.957025, f5 → 0.995366, f6 → 0.0784687,
    f7 → 0.0738945, f8 → 0.999592, f9 → 0.207628, f10 → 0.0279783, f11 → 0.0457523,
    f12 → 0.918903, f13 → 0.111135, f14 → 0.617811, f15 → 0.891598, f16 → 0.325627,
    f17 → 0.142987, f18 → 1.66899*^-10, f19 → 0.849706, f20 → 0.199961, f21 → 0.933485}}

optdamp80:=0.33

fit80v5 := {0.00357938, {f1 → 0.811378, f2 → 0.606215, f3 → 0.730669, f4 → 0.793172, f5 → 1.,
  f6 → 0.289625, f7 → 6.20718*^-7, f8 → 0.886414, f9 → 0.0940704, f10 → 0.173156, f11 → 0.,
  f12 → 0.991137, f13 → 0.151684, f14 → 0.80923, f15 → 0.00338463, f16 → 0.0913134,
  f17 → 0.0281675, f18 → 1., f19 → 0.669577, f20 → 0.46862, f21 → 0.17664}}

optdamp80:=0.32

fit80v6 := {0.00308859,
  {f1 → 0.799505, f2 → 0.120708, f3 → 0.749209, f4 → 0.528597, f5 → 1., f6 → 0.0753427,
    f7 → 1.66525*^-6, f8 → 0.654094, f9 → 0.139993, f10 → 0.991661, f11 → 0.119996,
    f12 → 0.992294, f13 → 0.484139, f14 → 0.430127, f15 → 0.246081, f16 → 9.92682*^-6,
    f17 → 0.167273, f18 → 3.0876*^-8, f19 → 0.869843, f20 → 0.0527044, f21 → 0.299086}}

optdamp80:=0.31

fit80v7 :=
  {0.00484094, {f1 → 0.789241, f2 → 0., f3 → 0.701673, f4 → 0.608892, f5 → 1., f6 → 0.0415199,
    f7 → 3.66207*^-8, f8 → 0.999936, f9 → 0.998996, f10 → 0.285026, f11 → 0.0476796,
    f12 → 1., f13 → 0.218462, f14 → 0.828852, f15 → 0.0268116, f16 → 0.000385008,
    f17 → 0.0332417, f18 → 0.379042, f19 → 0.999938, f20 → 0.00550118, f21 → 0.045974}}

optdamp80:=0.30

fit80v8 := {0.0177964, {f1 → 0.780426, f2 → 0., f3 → 0.69694, f4 → 0.430096, f5 → 1.,
  f6 → 0.0437551, f7 → 0.000110376, f8 → 1., f9 → 0.431371, f10 → 0.240639, f11 → 0.613051,
  f12 → 1., f13 → 0.422519, f14 → 0.518043, f15 → 0.00113583, f16 → 0.000479924,
  f17 → 0.0000931478, f18 → 0.0228713, f19 → 1., f20 → 6.12251*^-6, f21 → 0.}}

optdamp80:=0.29

fit80v9 := {0.0285056, {f1 → 0.772847, f2 → 0., f3 → 0.670113, f4 → 0.447469, f5 → 0.997094,
  f6 → 0.392069, f7 → 0.0160513, f8 → 1., f9 → 1., f10 → 0.0000812249, f11 → 0.17545,
  f12 → 1., f13 → 0.230041, f14 → 0.940779, f15 → 0.0425574, f16 → 0.0259001,
  f17 → 0.149249, f18 → 0.00615155, f19 → 1., f20 → 0.199077, f21 → 0.}}

optdamp80:=0.28

fit80v10 :=
  {0.0409116, {f1 → 0.764707, f2 → 0.001089, f3 → 0.653882, f4 → 0.365805, f5 → 0.999991,
    f6 → 0.215886, f7 → 0.18223, f8 → 0.993462, f9 → 0.908418, f10 → 0.137549, f11 → 0.156217,
    f12 → 1., f13 → 0.231538, f14 → 0.999991, f15 → 0.0617062, f16 → 0.0545058,
    f17 → 0.17941, f18 → 0.194955, f19 → 0.90017, f20 → 1.17993*^-6, f21 → 0.322108}}

optdamp80:=0.27

fit80v11 :=
  {0.0535251, {f1 → 0.756182, f2 → 0., f3 → 0.646707, f4 → 0.208982, f5 → 1., f6 → 0.10774,
    f7 → 0.0323943, f8 → 0.999999, f9 → 0.119069, f10 → 6.56821*^-6, f11 → 0.505176, f12 → 1.,
    f13 → 0.400118, f14 → 0.93213, f15 → 0.158816, f16 → 0.0130764, f17 → 0.0432574,
    f18 → 0.123316, f19 → 0.974829, f20 → 0.178262, f21 → 0.208582}}

optdamp80:=0.26

fit80v12 :=
  {0.0650852, {f1 → 0.747543, f2 → 0., f3 → 0.604203, f4 → 0.284253, f5 → 1., f6 → 0.152271,
    f7 → 0.0903986, f8 → 1., f9 → 0.999684, f10 → 0.11581, f11 → 5.75311*^-6, f12 → 1.,
    f13 → 0.0378714, f14 → 0.964744, f15 → 0.0994293, f16 → 0.00105762, f17 → 0.0520583,
    f18 → 0.0256779, f19 → 0.999338, f20 → 5.23304*^-6, f21 → 0.145597}}

```

■ Fragmentation-matrix ion yields for a 280 fs pulse

```

tauX := shtdur280 * 280 / t0ToFemtoSecond
pulseenergy := optdamp280 * 0.26 * MilliJouleToHartree

```

```

flioprob = stationyieldcrateranalysis[fmatt, pulseenergy, photonenergy, tauX, nint, True];
f1mionyi = flioprob[[2 ;; 8]] / (1 - flioprob[[1]]) // Simplify;
Select[Partition[Flatten[tab3var], 8], #[[8]] == min3var &]

{{0.76, 0., 0.6, 1., 1., 1., 1., 0.0400924}}

NMinimize[{normfitconsts[f1,f2,f3,f4,f5,f6,f7,f8,f9,f10,f11,f12,f13,f14,f15,f16,
f17,f18,f19,f20,f21],0<=f1<=1&&0<=f2<=1&&0<=f3<=1&&0<=f4<=1&&0<=f5<=1&&0<=f6<=1,
0<=f7<=1&&0<=f8<=1&&0<=f9<=1&&0<=f10<=1&&0<=f11<=1&&0<=f12<=1,0<=f13<=1&&0<=f14<=1&&
0<=f15<=1&&0<=f16<=1&&0<=f17<=1&&0<=f18<=1&&0<=f19<=1&&0<=f20<=1&&0<=f21<=1},
{{f1,0.75,0.77},{f2,0,0.1},{f3,0.4,0.7},{f4,0,0.1},{f5,0.9,1},{f6,0,0.1},
{f7,0,0.1},{f8,0.9,1},{f9,0,0.1},{f10,0,0.1},{f11,0,0.1},{f12,0.9,1},{f13,0,0.1},
{f14,0,0.1},{f15,0,0.1},{f16,0,0.1},{f17,0,0.1},{f18,0,0.1},{f19,0.9,1},{f20,0,0.1},{f21,0,0.1}}]
optdamp280:=0.33

fit280v5 := {0.0672054, {f1 → 0.755147, f2 → 0., f3 → 0.568844, f4 → 0.,
f5 → 0.999997, f6 → 1., f7 → 0.00286143, f8 → 0.999999, f9 → 1., f10 → 0.0227405,
f11 → 0.126716, f12 → 1., f13 → 0.0000362868, f14 → 0., f15 → 0.990964, f16 → 0.,
f17 → 0.0590086, f18 → 0.154896, f19 → 1., f20 → 0.729845, f21 → 2.43529*^-6}}

optdamp280:=0.34

fit280v4 := {0.0518708, {f1 → 0.761136, f2 → 1.46118*^-6, f3 → 0.584319, f4 → 3.58932*^-7,
f5 → 1., f6 → 0.995006, f7 → 4.01464*^-6, f8 → 1., f9 → 1., f10 → 0.247845,
f11 → 0.421564, f12 → 1., f13 → 4.67369*^-6, f14 → 2.94751*^-6, f15 → 0.931936,
f16 → 2.56253*^-6, f17 → 0.00392622, f18 → 1., f19 → 0.998202, f20 → 1., f21 → 0.281344}}

optdamp280:=0.35

fit280v1 := {0.0369387, {f1 → 0.766988, f2 → 0., f3 → 0.599296, f4 → 0., f5 → 0.970211,
f6 → 0.404168, f7 → 0.00478164, f8 → 1., f9 → 0.722701, f10 → 0.0898509,
f11 → 0.201295, f12 → 1., f13 → 0., f14 → 0., f15 → 1., f16 → 1.05483*^-7,
f17 → 0.0435379, f18 → 1., f19 → 0.991598, f20 → 0.92757, f21 → 3.38546*^-6}}

optdamp280:=0.36

fit280v2 := {0.0252047, {f1 → 0.773893, f2 → 0.0720016, f3 → 0.616081, f4 → 0., f5 → 0.567984,
f6 → 0.528761, f7 → 0.000272256, f8 → 0.966457, f9 → 0.0000250027, f10 → 0.00014154,
f11 → 0.0675629, f12 → 0.999976, f13 → 0., f14 → 0.029361, f15 → 0.352694, f16 → 0.0443217,
f17 → 0.0241603, f18 → 0.0121321, f19 → 0.999958, f20 → 0.293013, f21 → 0.0670731}}

optdamp280:=0.37

fit280v3 := {0.0193398, {f1 → 0.784767, f2 → 0.0487122, f3 → 0.64694, f4 → 0.,
f5 → 0.697237, f6 → 0.215571, f7 → 0.0324479, f8 → 0.876766, f9 → 0.00321605,
f10 → 0.00894026, f11 → 0., f12 → 0.970506, f13 → 0., f14 → 0., f15 → 0.0159047,
f16 → 0., f17 → 0.151397, f18 → 0.175054, f19 → 1., f20 → 0.25222, f21 → 0.0415237}}

optdamp280:=0.32

fit280v6 := {0.0826331,
{f1 → 0.749045, f2 → 0., f3 → 0.553044, f4 → 0., f5 → 1., f6 → 0.761194, f7 → 0., f8 → 1.,
f9 → 1., f10 → 3.5618*^-6, f11 → 0.0664066, f12 → 1., f13 → 0., f14 → 0., f15 → 0.659225,
f16 → 7.1845*^-6, f17 → 0., f18 → 0.283833, f19 → 1., f20 → 0.999999, f21 → 0.214535}}

optdamp280:=0.31

fit280v7 := {0.0980587, {f1 → 0.742901, f2 → 0., f3 → 0.537303, f4 → 0.,
f5 → 0.964328, f6 → 0.926202, f7 → 2.6326*^-7, f8 → 1., f9 → 0.996283, f10 → 0.,
f11 → 0.0843056, f12 → 1., f13 → 0.0000534105, f14 → 5.19143*^-7, f15 → 0.901149,
f16 → 2.4829*^-7, f17 → 0., f18 → 0.175911, f19 → 1., f20 → 0.773567, f21 → 0.203827}}

optdamp280:=0.30

```

```
fit280v8 := {0.113557, {f1 → 0.736615, f2 → 0., f3 → 0.521249, f4 → 0.,
  f5 → 1., f6 → 1., f7 → 0.00805625, f8 → 1., f9 → 0.976249, f10 → 0.0398501,
  f11 → 0.129794, f12 → 1., f13 → 0., f14 → 1.14139*^-7, f15 → 1., f16 → 0.,
  f17 → 0.112819, f18 → 1.3434*^-6, f19 → 0.982312, f20 → 0.531439, f21 → 0.186477}}
```

Plots for the fragmentation-matrix model

■ Experimental data

4 fs, 0.15 mJ, 1.1 keV

```
newMatthias4 := {92.985, 36.341, 1.413, 0, 0, 0, 0}
normOleg4 = 1 / Total[newMatthias4] * newMatthias4
{0.711226, 0.277966, 0.0108078, 0., 0., 0., 0.}
```

7 fs, 0.26 mJ, 1.1 keV

```
newMatthias7 := {221.485, 87.888, 9.342, 0.085, 0.000, 0.000, 0.000}
normOleg7 = 1 / Total[newMatthias7] * newMatthias7
{0.694746, 0.275684, 0.0293036, 0.000266625, 0., 0., 0.}
```

80 fs, 0.26 mJ, 1.1 keV

```
newMatthias80 := {218.068, 103.774, 26.075, 9.804, 3.315, 0.000, 0.000}
normOleg80 = 1 / Total[newMatthias80] * newMatthias80
{0.604006, 0.287434, 0.0722227, 0.0271552, 0.00918191, 0., 0.}
```

280 fs, 0.26 mJ, 1.1 keV

```
newMatthias280 := {204.331, 105.281, 27.561, 13.151, 9.881, 0.587, 0.000}
normOleg280 = 1 / Total[newMatthias280] * newMatthias280
{0.56634, 0.291805, 0.0763903, 0.0364504, 0.027387, 0.00162698, 0.}
```

Old chrgExpt := {{4, 1.28}, {7, 1.34}, {80, 1.55}, {280, 1.67}} from Matthias

```
chrgExpt = {{4, normOleg4.Table[i, {i, 1, 7}]}, {7, normOleg7.Table[i, {i, 1, 7}]},
  {80, normOleg80.Table[i, {i, 1, 7}]}, {280, normOleg280.Table[i, {i, 1, 7}]}}
{{4, 1.29958}, {7, 1.33509}, {80, 1.55007}, {280, 1.67162}}
```

```
chrgStates := Table[i, {i, 0, 7}]
```

■ 4 fs-pulse parametrization

fit4fs = fit4v13

```
{0.0254831, {f1 → 0.737783, f2 → 1., f3 → 1., f4 → 1., f5 → 0.973354,
  f6 → 0.0597997, f7 → 0.971488, f8 → 1., f9 → 0.555009, f10 → 0., f11 → 0.0925725,
  f12 → 0.521545, f13 → 0., f14 → 0.0774714, f15 → 0.173054, f16 → 0.279597,
  f17 → 0.565815, f18 → 0.325736, f19 → 0.57836, f20 → 0.253629, f21 → 0.0234141}}
```

fragmentrixp4 =

```
(fmat /. {fac1 → f1, fac2 → f2, fac3 → f3, fac4 → f4, fac5 → f5, fac6 → f6, fac7 → f7,
  fac8 → f8, fac9 → f9, fac10 → f10, fac11 → f11, fac12 → f12,
  fac13 → f13, fac14 → f14, fac15 → f15, fac16 → f16, fac17 → f17,
  fac18 → f18, fac19 → f19, fac20 → f20, fac21 → f21}) /. Last[fit4fs];
```

■ Individual charge-state plots

4 fs, 0.15 mJ, 1.1 keV


```

p4frmai4v3 =
  stationyeldcrateranalysis[fragmatrixp4, optdamp4 * 0.15 * MilliJouleToHartree,
    1100 * eVToHartree, 1 * shtdur4 * 4 / t0ToFemtoSecond, nintdata, True]
p4frmai4normv3 := 1 / Total[p4frmai4v3[[2 ;;]]] * p4frmai4v3
{0.981276, 0.0132226, 0.00520458, 0.000203117,
  0.0000868381, 6.57587 × 10-6, 6.8178 × 10-8, 3.27762 × 10-10}
7 fs, 0.26 mJ, 1.1 keV

p4frmai7v3 =
  stationyeldcrateranalysis[fragmatrixp4, optdamp4 * 0.26 * MilliJouleToHartree,
    1100 * eVToHartree, 1 * shtdur7 * 7 / t0ToFemtoSecond, nintdata, True]
p4frmai7normv3 := 1 / Total[p4frmai7v3[[2 ;;]]] * p4frmai7v3
{0.970983, 0.0180665, 0.00972077, 0.000783623,
  0.000387005, 0.0000573948, 1.34924 × 10-6, 1.17281 × 10-8}
80 fs, 0.26 mJ, 1.1 keV

p4frmai80 = stationyeldcrateranalysis[fragmatrixp4, optdamp4 * 0.26 * MilliJouleToHartree,
  1100 * eVToHartree, shtdur80 * 80 / t0ToFemtoSecond, nintdata, True]
p4frmai80norm := 1 / Total[p4frmai80[[2 ;;]]] * p4frmai80
{0.970895, 0.0175176, 0.00999088, 0.000972663,
  0.000483167, 0.000131284, 9.16381 × 10-6, 2.52937 × 10-7}
280 fs, 0.26 mJ, 1.1 keV

p4frmai280 =
  stationyeldcrateranalysis[fragmatrixp4, optdamp4 * 0.26 * MilliJouleToHartree,
    1100 * eVToHartree, shtdur280 * 280 / t0ToFemtoSecond, nintdata, True]
p4frmai280norm := 1 / Total[p4frmai280[[2 ;;]]] * p4frmai280
{0.970877, 0.0174061, 0.0100402, 0.00101403,
  0.000500413, 0.00015002, 0.00001168, 4.00158 × 10-7}

```

■ Average charge state plot

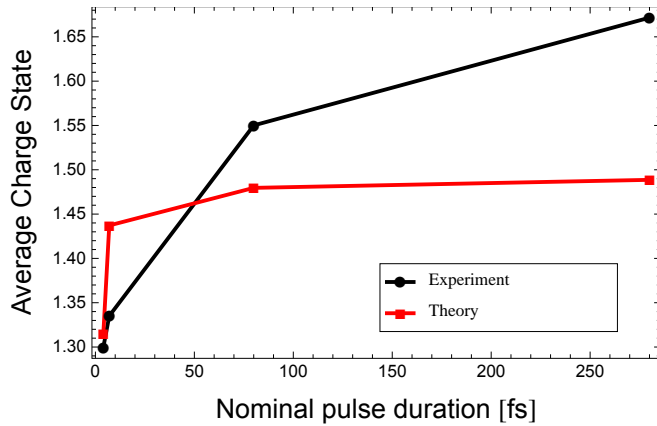
```

p4frmatheoryAveChrg =
  {Total[p4frmai4normv3 * chgStates], Total[p4frmai7normv3 * chgStates],
    Total[p4frmai80norm * chgStates], Total[p4frmai280norm * chgStates]}
{1.315, 1.43718, 1.47958, 1.48863}

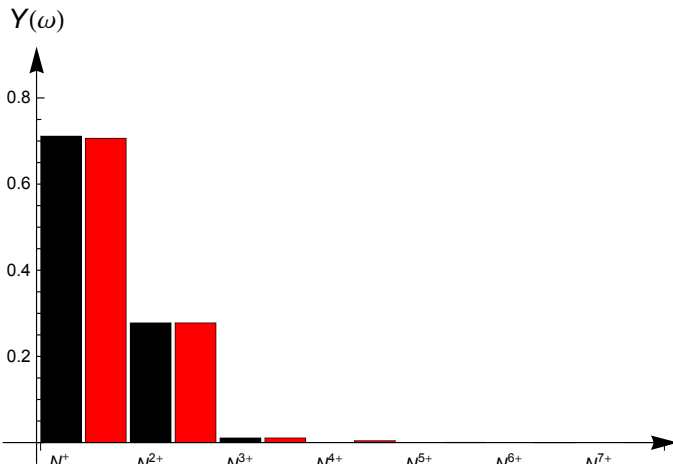
p4frmachrgTheory := Partition[Riffle[{4, 7, 80, 280}], p4frmatheoryAveChrg], 2]

```

```
newp = ListPlot[{chrgExpt, p4frmachrgTheory}, Joined → True, PlotRange → All,
  PlotMarkers → Automatic, PlotStyle → {{Thick, Black}, {Thick, Red}}, Frame → True,
  Axes → False, FrameLabel → {"Nominal pulse duration [fs]", "Average Charge State"},
  LabelStyle → {FontFamily → "Arial"}, PlotLegend → {"Experiment", "Theory"},
  LegendPosition → {0.1, -0.34}, LegendSize → {0.7, 0.2},
  LegendTextSpace → 5, LegendShadow → None]
```



```
exptchart = BarChart[Riffle[normOleg4, p4frmaly4normv3[[2 ;;]]], PlotRange → {-0.03, 0.9},
  ChartLabels → {"N+", "N2+", "N3+", "N4+", "N5+", "N6+", "N7+"},
  AxesLabel → {"", "Y(ω)"}, ChartStyle → {Black, Red},
  AxesStyle → {{Arrowheads[Automatic], AbsoluteThickness[0.6]},
  {Arrowheads[Automatic], AbsoluteThickness[0.6]}}, LabelStyle → {FontFamily → "Arial"}]
```



■ 7 fs-pulse parametrization

```
fit7fs = fit7v13
```

```
{0.0155815, {f1 → 0.739941, f2 → 0., f3 → 1., f4 → 1.,
  f5 → 1., f6 → 0.387105, f7 → 0.0109382, f8 → 1., f9 → 1., f10 → 0.0614393,
  f11 → 0.582613, f12 → 1., f13 → 1., f14 → 0.124112, f15 → 1.714 × 10-9, f16 → 0.,
  f17 → 0.4, f18 → 0., f19 → 0.216371, f20 → 3.27099 × 10-11, f21 → 0.519927}}
```

```

fragmatrixp7 =
  (fmat /. {fac1 → f1, fac2 → f2, fac3 → f3, fac4 → f4, fac5 → f5, fac6 → f6, fac7 → f7,
    fac8 → f8, fac9 → f9, fac10 → f10, fac11 → f11, fac12 → f12,
    fac13 → f13, fac14 → f14, fac15 → f15, fac16 → f16, fac17 → f17,
    fac18 → f18, fac19 → f19, fac20 → f20, fac21 → f21}) /. Last[fit7fs];

```

■ Individual charge-state plots

4 fs, 0.15 mJ, 1.1 keV

```

p7frmai4v3 =
  stationyielddcrateranalysis[fragmatrixp7, optdamp7 * 0.15 * MilliJouleToHartree,
    1100 * eVToHartree, 1 * shtdur4 * 4 / t0ToFemtoSecond, nintdata, True]
p7frmai4normv3 := 1 / Total[p7frmai4v3[[2 ;;]]] * p7frmai4v3
{0.987749, 0.00928305, 0.00282563, 0.000138127,
  4.02105 × 10-6, 8.05397 × 10-8, 6.43554 × 10-9, 2.34641 × 10-11}

```

7 fs, 0.26 mJ, 1.1 keV

```

p7frmai7v3 =
  stationyielddcrateranalysis[fragmatrixp7, optdamp7 * 0.26 * MilliJouleToHartree,
    1100 * eVToHartree, 1 * shtdur7 * 7 / t0ToFemtoSecond, nintdata, True]
p7frmai7normv3 := 1 / Total[p7frmai7v3[[2 ;;]]] * p7frmai7v3
{0.980314, 0.0137018, 0.00542709, 0.000522473,
  0.0000329403, 1.35463 × 10-6, 1.50473 × 10-7, 9.62117 × 10-10}

```

80 fs, 0.26 mJ, 1.1 keV

```

p7frmai80 = stationyielddcrateranalysis[fragmatrixp7, optdamp7 * 0.26 * MilliJouleToHartree,
  1100 * eVToHartree, shtdur80 * 80 / t0ToFemtoSecond, nintdata, True]
p7frmai80norm := 1 / Total[p7frmai80[[2 ;;]]] * p7frmai80
{0.980246, 0.0134369, 0.00563073, 0.000623119,
  0.0000576561, 3.99135 × 10-6, 1.06381 × 10-6, 2.11909 × 10-8}

```

280 fs, 0.26 mJ, 1.1 keV

```

p7frmai280 =
  stationyielddcrateranalysis[fragmatrixp7, optdamp7 * 0.26 * MilliJouleToHartree,
    1100 * eVToHartree, shtdur280 * 280 / t0ToFemtoSecond, nintdata, True]
p7frmai280norm := 1 / Total[p7frmai280[[2 ;;]]] * p7frmai280
{0.980232, 0.0133825, 0.00567047, 0.00064478,
  0.0000634935, 4.7806 × 10-6, 1.36993 × 10-6, 3.37833 × 10-8}

```

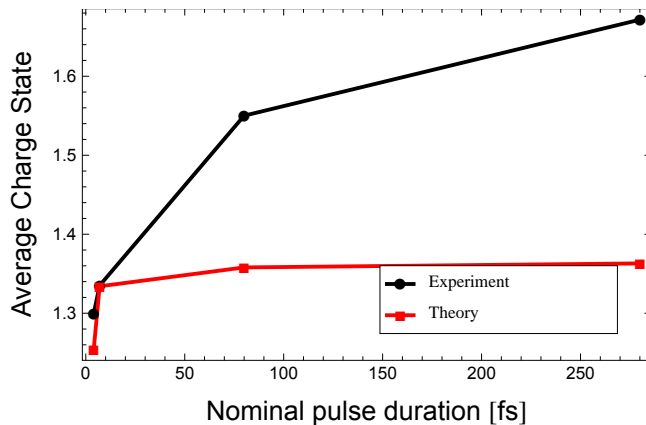
■ Average charge state plot

```

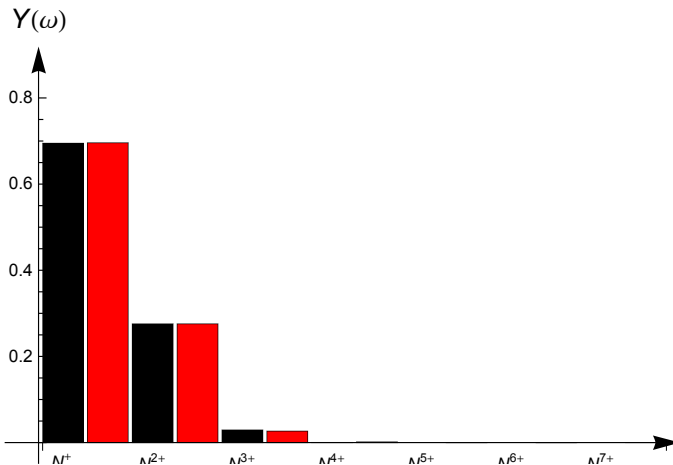
p7frmatheoryAveChrg =
  {Total[p7frmai4normv3 * chgStates], Total[p7frmai7normv3 * chgStates],
    Total[p7frmai80norm * chgStates], Total[p7frmai280norm * chgStates]}
{1.25421, 1.3341, 1.35798, 1.36306}
p7frmachrgTheory := Partition[Riffle[{4, 7, 80, 280}, p7frmatheoryAveChrg], 2]

```

```
newp = ListPlot[{chrgExpt, p7frmachrgTheory}, Joined → True, PlotRange → All,
  PlotMarkers → Automatic, PlotStyle → {{Thick, Black}, {Thick, Red}}, Frame → True,
  Axes → False, FrameLabel → {"Nominal pulse duration [fs]", "Average Charge State"},
  LabelStyle → {FontFamily → "Arial"}, PlotLegend → {"Experiment", "Theory"},
  LegendPosition → {0.1, -0.34}, LegendSize → {0.7, 0.2},
  LegendTextSpace → 5, LegendShadow → None]
```



```
exptchart = BarChart[Riffle[normOleg7, p7frmaly7normv3[[2 ;;]]], PlotRange → {-0.03, 0.9},
  ChartLabels → {"N+", "N2+", "N3+", "N4+", "N5+", "N6+", "N7+"},
  AxesLabel → {"", "Y(ω)"}, ChartStyle → {Black, Red},
  AxesStyle → {{Arrowheads[Automatic], AbsoluteThickness[0.6]},
  {Arrowheads[Automatic], AbsoluteThickness[0.6]}}, LabelStyle → {FontFamily → "Arial"}]
```



■ 80 fs-pulse parametrization

```
fit80fs = fit80v12
```

```
{0.0650852, {f1 → 0.747543, f2 → 0., f3 → 0.604203, f4 → 0.284253, f5 → 1., f6 → 0.152271,
  f7 → 0.0903986, f8 → 1., f9 → 0.999684, f10 → 0.11581, f11 → 5.75311 × 10-6,
  f12 → 1., f13 → 0.0378714, f14 → 0.964744, f15 → 0.0994293, f16 → 0.00105762,
  f17 → 0.0520583, f18 → 0.0256779, f19 → 0.999338, f20 → 5.23304 × 10-6, f21 → 0.145597}}}
```

```

fragmatrixp80 =
  (fmat /. {fac1 → f1, fac2 → f2, fac3 → f3, fac4 → f4, fac5 → f5, fac6 → f6, fac7 → f7,
    fac8 → f8, fac9 → f9, fac10 → f10, fac11 → f11, fac12 → f12,
    fac13 → f13, fac14 → f14, fac15 → f15, fac16 → f16, fac17 → f17,
    fac18 → f18, fac19 → f19, fac20 → f20, fac21 → f21}) /. Last[fit80fs];

```

■ Individual charge-state plots

4 fs, 0.15 mJ, 1.1 keV

```

p80frmai4v3 =
  stationyielldrateranalysis[fragmatrixp80, optdamp80 * 0.15 * MilliJouleToHartree,
    1100 * eVToHartree, 1 * shtdur4 * 4 / t0ToFemtoSecond, nintdata, True]
p80frmai4normv3 := 1 / Total[p80frmai4v3[[2 ;;]]] * p80frmai4v3
{0.981504, 0.0132993, 0.00453121, 0.000420564,
  0.000225717, 0.0000190896, 6.25999 × 10-9, 3.14881 × 10-10}

```

7 fs, 0.26 mJ, 1.1 keV

```

p80frmai7v3 =
  stationyielldrateranalysis[fragmatrixp80, optdamp80 * 0.26 * MilliJouleToHartree,
    1100 * eVToHartree, 1 * shtdur7 * 7 / t0ToFemtoSecond, nintdata, True]
p80frmai7normv3 := 1 / Total[p80frmai7v3[[2 ;;]]] * p80frmai7v3
{0.97158, 0.0181072, 0.0081655, 0.00144014,
  0.000593679, 0.000113554, 1.54706 × 10-7, 1.17259 × 10-8}

```

80 fs, 0.26 mJ, 1.1 keV

```

p80frmai80 =
  stationyielldrateranalysis[fragmatrixp80, optdamp80 * 0.26 * MilliJouleToHartree,
    1100 * eVToHartree, shtdur80 * 80 / t0ToFemtoSecond, nintdata, True]
p80frmai80norm := 1 / Total[p80frmai80[[2 ;;]]] * p80frmai80
{0.97163, 0.0175936, 0.00815438, 0.00158923,
  0.000770381, 0.000260487, 1.22533 × 10-6, 2.52771 × 10-7}

```

280 fs, 0.26 mJ, 1.1 keV

```

p80frmai280 =
  stationyielldrateranalysis[fragmatrixp80, optdamp80 * 0.26 * MilliJouleToHartree,
    1100 * eVToHartree, shtdur280 * 280 / t0ToFemtoSecond, nintdata, True]
p80frmai280norm := 1 / Total[p80frmai280[[2 ;;]]] * p80frmai280
{0.971642, 0.0174893, 0.00814975, 0.00161435,
  0.000804824, 0.000297897, 1.62256 × 10-6, 3.9975 × 10-7}

```

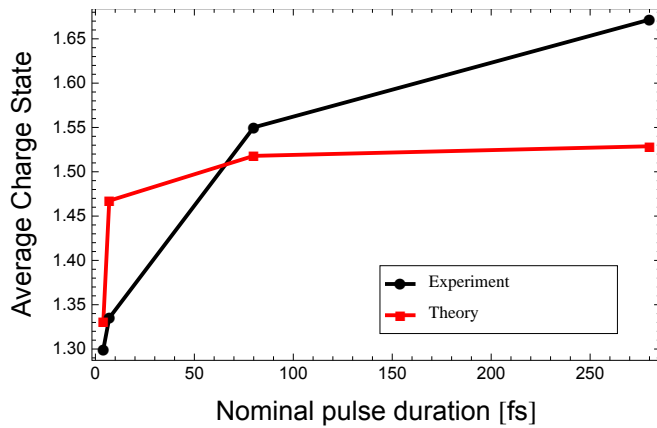
■ Average charge state plot

```

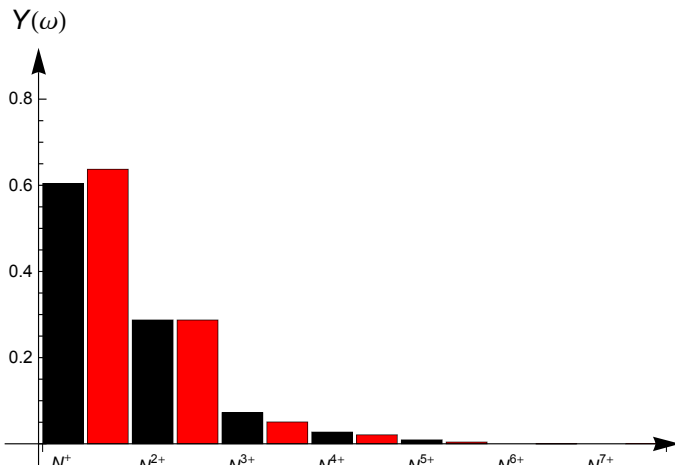
p80frmatheoryAveChrg =
  {Total[p80frmai4normv3 * chgStates], Total[p80frmai7normv3 * chgStates],
    Total[p80frmai80norm * chgStates], Total[p80frmai280norm * chgStates]}
{1.3312, 1.46734, 1.51793, 1.52877}
p80frmachrgTheory := Partition[Riffle[{4, 7, 80, 280}, p80frmatheoryAveChrg], 2]

```

```
newp = ListPlot[{chrgExpt, p80frmachrgTheory}, Joined → True, PlotRange → All,
  PlotMarkers → Automatic, PlotStyle → {{Thick, Black}, {Thick, Red}}, Frame → True,
  Axes → False, FrameLabel → {"Nominal pulse duration [fs]", "Average Charge State"},
  LabelStyle → {FontFamily → "Arial"}, PlotLegend → {"Experiment", "Theory"},
  LegendPosition → {0.1, -0.34}, LegendSize → {0.7, 0.2},
  LegendTextSpace → 5, LegendShadow → None]
```



```
exptchart =
  BarChart[Riffle[normOleg80, p80frmaly7normv3[[2 ;;]]], PlotRange → {-0.03, 0.9},
  ChartLabels → {"N+", "N2+", "N3+", "N4+", "N5+", "N6+", "N7+"},
  AxesLabel → {"", "Y(ω)"}, ChartStyle → {Black, Red},
  AxesStyle → {{Arrowheads[Automatic], AbsoluteThickness[0.6]},
  {Arrowheads[Automatic], AbsoluteThickness[0.6]}}, LabelStyle → {FontFamily → "Arial"}]
```



■ 280 fs-pulse parametrization

```
fit280fs = fit280v7
```

```
{0.0980587, {f1 → 0.742901, f2 → 0., f3 → 0.537303, f4 → 0., f5 → 0.964328, f6 → 0.926202,
  f7 → 2.6326 × 10-7, f8 → 1., f9 → 0.996283, f10 → 0., f11 → 0.0843056, f12 → 1.,
  f13 → 0.0000534105, f14 → 5.19143 × 10-7, f15 → 0.901149, f16 → 2.4829 × 10-7,
  f17 → 0., f18 → 0.175911, f19 → 1., f20 → 0.773567, f21 → 0.203827}}}
```

```

fragmatrixp280 =
  (fmat /. {fac1 → f1, fac2 → f2, fac3 → f3, fac4 → f4, fac5 → f5, fac6 → f6, fac7 → f7,
    fac8 → f8, fac9 → f9, fac10 → f10, fac11 → f11, fac12 → f12,
    fac13 → f13, fac14 → f14, fac15 → f15, fac16 → f16, fac17 → f17,
    fac18 → f18, fac19 → f19, fac20 → f20, fac21 → f21}) /. Last[fit280fs];

```

■ Individual charge-state plots

4 fs, 0.15 mJ, 1.1 keV

```

p280frmai4v3 =
  stationyeldcrateranalysis[fragmatrixp280, optdamp4 * 0.15 * MilliJouleToHartree,
    1100 * eVToHartree, 1 * shtdur4 * 4 / t0ToFemtoSecond, nintdata, True]
p280frmai4normv3 := 1 / Total[p280frmai4v3[[2 ;;]]] * p280frmai4v3
{0.981004, 0.0135489, 0.00468898, 0.000453186,
  0.000277597, 0.0000271225, 8.53766 × 10-8, 4.39743 × 10-11}

```

7 fs, 0.26 mJ, 1.1 keV

```

p280frmai7v3 =
  stationyeldcrateranalysis[fragmatrixp280, optdamp280 * 0.26 * MilliJouleToHartree,
    1100 * eVToHartree, 1 * shtdur7 * 7 / t0ToFemtoSecond, nintdata, True]
p280frmai7normv3 := 1 / Total[p280frmai7v3[[2 ;;]]] * p280frmai7v3
{0.967957, 0.0194163, 0.00949226, 0.00201985,
  0.000891351, 0.000220648, 2.83505 × 10-6, 4.0545 × 10-9}

```

80 fs, 0.26 mJ, 1.1 keV

```

p280frmai80 =
  stationyeldcrateranalysis[fragmatrixp280, optdamp280 * 0.26 * MilliJouleToHartree,
    1100 * eVToHartree, shtdur80 * 80 / t0ToFemtoSecond, nintdata, True]
p280frmai80norm := 1 / Total[p280frmai80[[2 ;;]]] * p280frmai80
{0.968081, 0.0187934, 0.009339, 0.00214903,
  0.00112116, 0.000497215, 0.0000185955, 9.34985 × 10-8}

```

280 fs, 0.26 mJ, 1.1 keV

```

p280frmai280 =
  stationyeldcrateranalysis[fragmatrixp280, optdamp280 * 0.26 * MilliJouleToHartree,
    1100 * eVToHartree, shtdur280 * 280 / t0ToFemtoSecond, nintdata, True]
p280frmai280norm := 1 / Total[p280frmai280[[2 ;;]]] * p280frmai280
{0.968109, 0.0186676, 0.00930589, 0.0021648,
  0.00116243, 0.000566315, 0.0000235369, 1.50005 × 10-7}

```

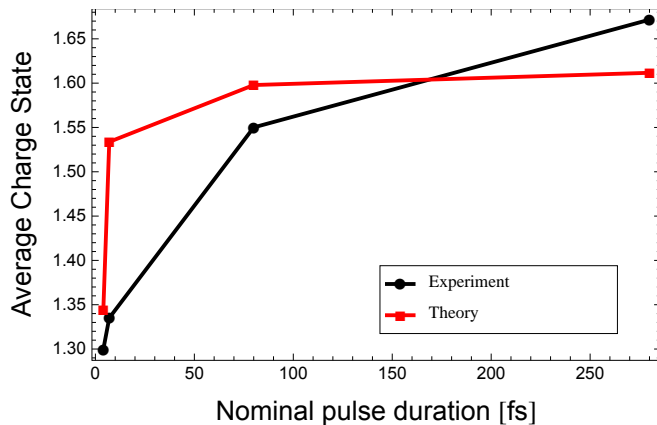
■ Average charge state plot

```

p280frmatheoryAveChrg =
  {Total[p280frmai4normv3 * chgStates], Total[p280frmai7normv3 * chgStates],
    Total[p280frmai80norm * chgStates], Total[p280frmai280norm * chgStates]}
{1.34413, 1.53374, 1.59786, 1.61167}
p280frmachrgTheory := Partition[Riffle[{4, 7, 80, 280}, p280frmatheoryAveChrg], 2]

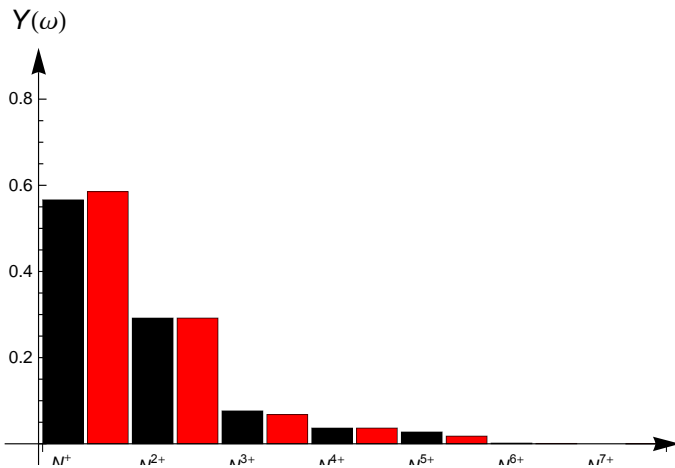
```

```
newp = ListPlot[{chrgExpt, p280frmachrgTheory}, Joined -> True, PlotRange -> All,
  PlotMarkers -> Automatic, PlotStyle -> {{Thick, Black}, {Thick, Red}}, Frame -> True,
  Axes -> False, FrameLabel -> {"Nominal pulse duration [fs]", "Average Charge State"},
  LabelStyle -> {FontFamily -> "Arial"}, PlotLegend -> {"Experiment", "Theory"},
  LegendPosition -> {0.1, -0.34}, LegendSize -> {0.7, 0.2},
  LegendTextSpace -> 5, LegendShadow -> None]
```



```
exptchart =
```

```
BarChart[Riffle[normOleg280, p280frmai280norm[[2 ;;]], PlotRange -> {-0.03, 0.9},
  ChartLabels -> {"N+", "N2+", "N3+", "N4+", "N5+", "N6+", "N7+"},
  AxesLabel -> {"", "Y(omega)"}, ChartStyle -> {Black, Red},
  AxesStyle -> {{Arrowheads[Automatic], AbsoluteThickness[0.6]}, {Arrowheads[Automatic],
  AbsoluteThickness[0.6]}}, LabelStyle -> {FontFamily -> "Helvetica"}]
```



References

- [1] S. Düsterer, P. Radcliffe, C. Bostedt, J. Bozek, A. L. Cavalieri, R. Coffee, J. T. Costello, D. Cubaynes, L. F. DiMauro, Y. Ding, G. Doumy, F. Grüner, W. Helml, W. Schweinberger, R. Kienberger, A. R. Maier, M. Messerschmidt, V. Richardson, C. Roedig, T. Tschentscher, M. Meyer, *New J. Phys.* **13**, 093024 (2011) [11 pages], *Femtosecond x-ray pulse length characterization at the Linac Coherent Light Source free-electron laser*, <http://dx.doi.org/10.1088/1367-2630/13/9/093024>