

```

<< Units`
<< PhysicalConstants`
<< PlotLegends`

Get["NitrogenRateEquations.m", Path -> NotebookDirectory[]]

HartreeToeV := 27.2113845
eVToHartree := 1 / HartreeToeV
JouleToHartree := 2.29371269*^17
MilliJouleToHartree := 1*^-3 * JouleToHartree
BohrToAngstroem := 0.5291772083
AngstroemToBohr := 1 / BohrToAngstroem
MicrometerToBohr := 1*^4 * AngstroemToBohr
BohrToMicrometer := 1 / MicrometerToBohr
t0ToSecond := 24.18884326505*^-18
t0ToFemtoSecond := 24.18884326505*^-3
crossSectionAUtoBarn := 1*^8 * BohrToAngstroem^2
crossSectionAUtocm2 := crossSectionAUtoBarn * 1*^-24
crossSectioncm2toAU := 1 / crossSectionAUtocm2

neginfinity := -1000 / t0ToFemtoSecond
posinfinity := 10000 / t0ToFemtoSecond

```

Ion yields from a nitrogen atom in LCLS radiation

Christian Buth, 31 August 2010

Max-Planck-Institut für Kernphysik, Saupfercheckweg 1, 69117 Heidelberg, Germany

The PULSE Institute for Ultrafast Energy Science, SLAC National Accelerator Laboratory, Menlo Park, California 94025, USA

LCLS x-ray pulse

LCLS FWHM pulse duration:

$$\tau_X = 2*^{-15} / t0ToSecond$$

82.6827

LCLS photon flux around 900 eV: Ryan Coffee (p. 12) [6] assumes a fluence of $8*^{11}$ photons / shot / μm^2

$$8*^{11} / (1*^4 / BohrToAngstroem)^2$$

2240.23

$$J0X = 2 * \text{Sqrt}[\text{Log}[2] / \text{Pi}] * 8*^{11} / (1*^4 / BohrToAngstroem)^2 / \tau_X$$

25.4534

$$\text{Integrate}[2 * \text{Sqrt}[\text{Log}[2] / \text{Pi}] / \tau_X * \text{Exp}[-4 * \text{Log}[2] * (t / \tau_X)^2], \{t, -\infty, \infty\}, \text{Assumptions} \rightarrow \{\tau_X > 0\}]$$

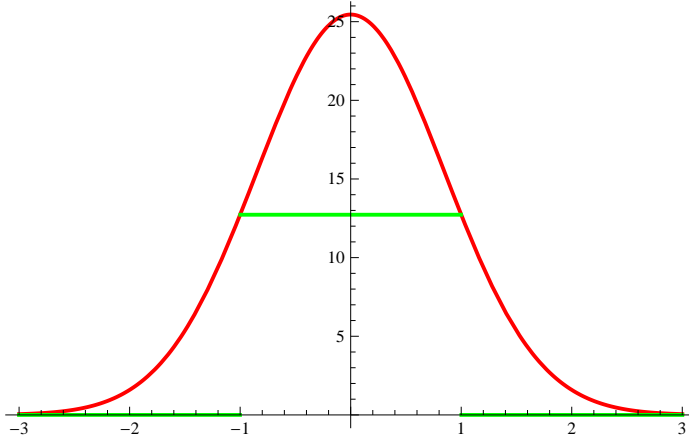
1.

Gaussian x-ray flux pluse shape (See Eq. (92) in Ref. [9]):

```

jxgaussian[J0Xj_, tX_, t_] :=
  J0Xj * Exp[-4 * Log[2] * (t / tX) ^ 2] * HeavisideTheta[t + 2 * tX] * HeavisideTheta[2 * tX - t]
Plot[{jxgaussian[J0X, tauX, t / t0ToFemtoSecond],
  1 / 2 * jxgaussian[J0X, tauX, 0] * HeavisideTheta[t / t0ToFemtoSecond + tauX / 2] *
  HeavisideTheta[tauX / 2 - t / t0ToFemtoSecond]}, {t, -3, 3},
PlotStyle -> {{Red, Thick}, {Green, Thick}}, PlotRange -> All]

```



Ion yields characteristics

```

jxchar[t_] := jxgaussian[J0X, tauX, t];
sol = solveNitrogenRateEquations[
  840 * eVToHartree, jxchar, neginfinity, posinfinity, 1 / 1000, True];

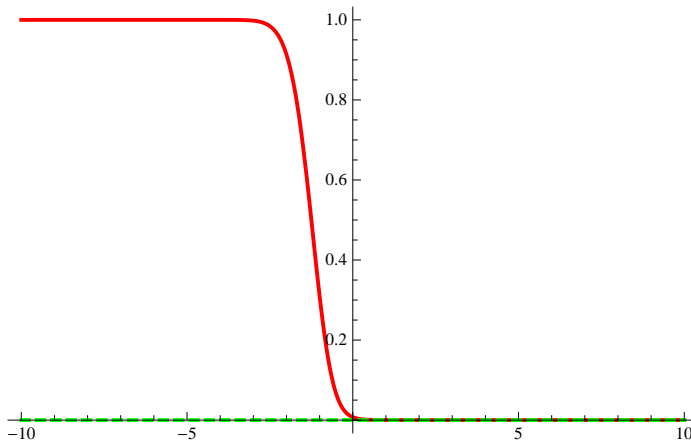
```

■ Probability to find a nitrogen atom in the possible charge states

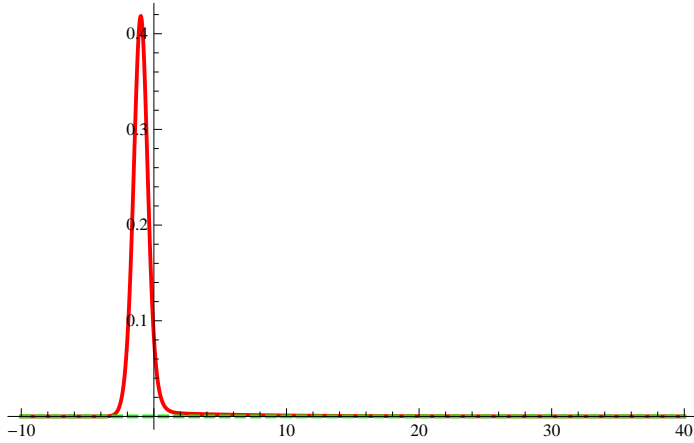
```

Plot[{solGround[sol, t1 / t0ToFemtoSecond], solGround[sol, posinfinity]},
  {t1, -10, 10}, PlotRange -> All, PlotStyle -> {{Thick, Red}, {Thick, Green, Dashed}}]

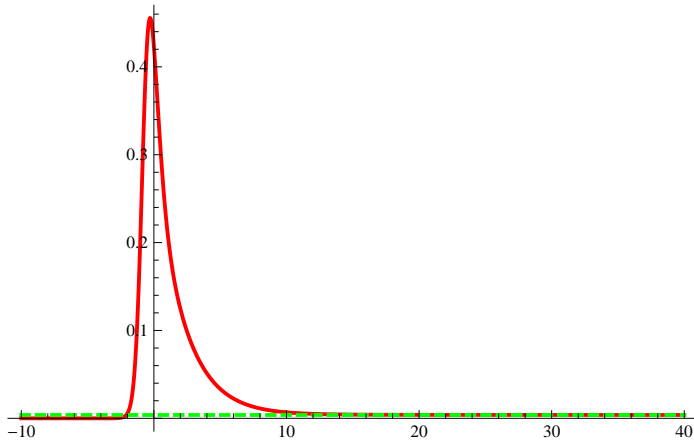
```



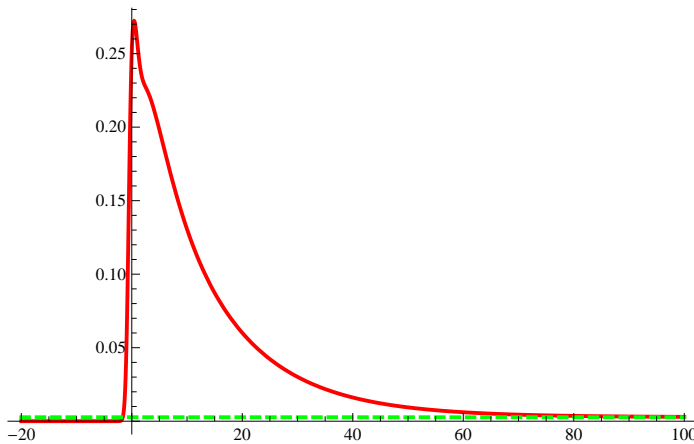
```
Plot[{solSingly[sol, t1 / t0ToFemtoSecond], solSingly[sol, posinfinity]},
  {t1, -10, 40}, PlotRange → All, PlotStyle → {{Thick, Red}, {Thick, Green, Dashed}}]
```



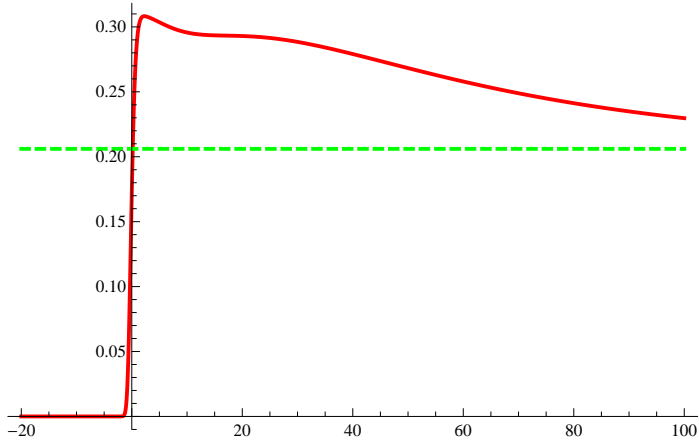
```
Plot[{solDoubly[sol, t1 / t0ToFemtoSecond], solDoubly[sol, posinfinity]},
  {t1, -10, 40}, PlotRange → All, PlotStyle → {{Thick, Red}, {Thick, Green, Dashed}}]
```



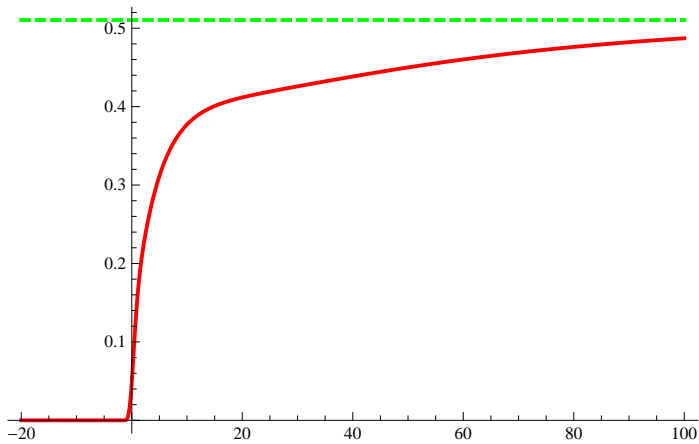
```
Plot[{solTriply[sol, t1 / t0ToFemtoSecond], solTriply[sol, posinfinity]},
  {t1, -20, 100}, PlotRange → All, PlotStyle → {{Thick, Red}, {Thick, Green, Dashed}}]
```



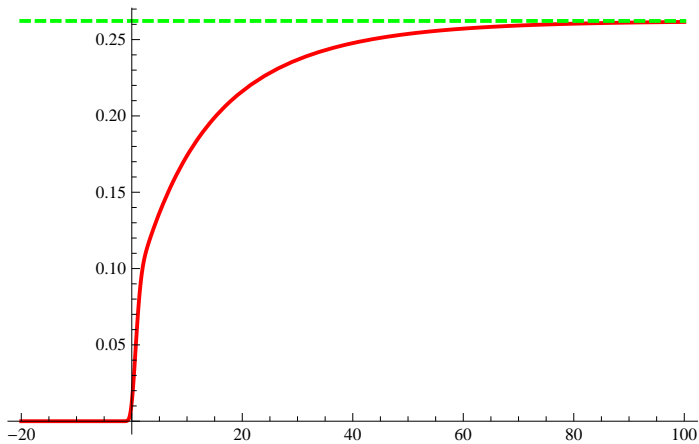
```
Plot[{solQuadruply[sol, t1 / t0ToFemtoSecond], solQuadruply[sol, posinfinity]},
{t1, -20, 100}, PlotRange -> All, PlotStyle -> {{Thick, Red}, {Thick, Green, Dashed}}]
```



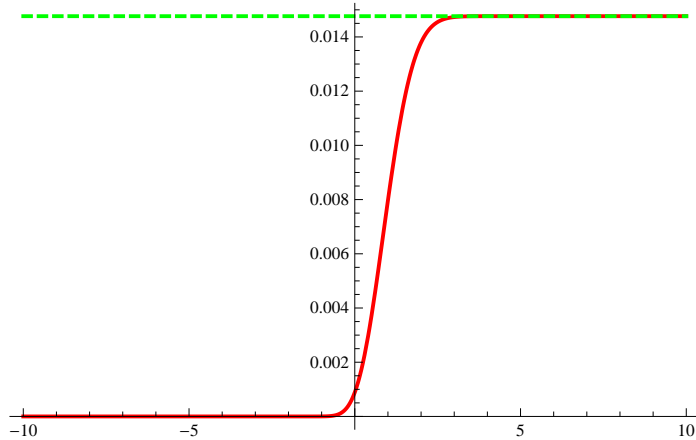
```
Plot[{solQuintuply[sol, t1 / t0ToFemtoSecond], solQuintuply[sol, posinfinity]},
{t1, -20, 100}, PlotRange -> All, PlotStyle -> {{Thick, Red}, {Thick, Green, Dashed}}]
```



```
Plot[{solSextuply[sol, t1 / t0ToFemtoSecond], solSextuply[sol, posinfinity]},
{t1, -20, 100}, PlotRange -> All, PlotStyle -> {{Thick, Red}, {Thick, Green, Dashed}}]
```



```
Plot[{solSeptuply[sol, t1 / t0ToFemtoSecond], solSeptuply[sol, posinfinity]},
  {t1, -10, 10}, PlotRange -> All, PlotStyle -> {{Thick, Red}, {Thick, Green, Dashed}}]
```



■ Final ion yields

```
solGround[sol, posinfinity]
```

```
0.0000549651
```

```
solSingly[sol, posinfinity]
```

```
0.0000296318
```

```
solDoubly[sol, posinfinity]
```

```
0.00378698
```

```
solTriply[sol, posinfinity]
```

```
0.00270461
```

```
solQuadruply[sol, posinfinity]
```

```
0.206072
```

```
solQuintuply[sol, posinfinity]
```

```
0.510361
```

```
solSextuply[sol, posinfinity]
```

```
0.262225
```

```
solSeptuply[sol, posinfinity]
```

```
0.0147655
```

■ Is everything back to the ground state of a specific charge state?

```
solGround[sol, posinfinity] - Replace[P223[t], sol[[1]]] /. {t -> posinfinity}
```

```
0.
```

```
solSingly[sol, posinfinity] - Replace[P222[t], sol[[1]]] /. {t -> posinfinity}
```

```
0.0000267515
```

```
solDoubly[sol, posinfinity] - Replace[P221[t], sol[[1]]] /. {t -> posinfinity}
```

```
0.00243004
```

```

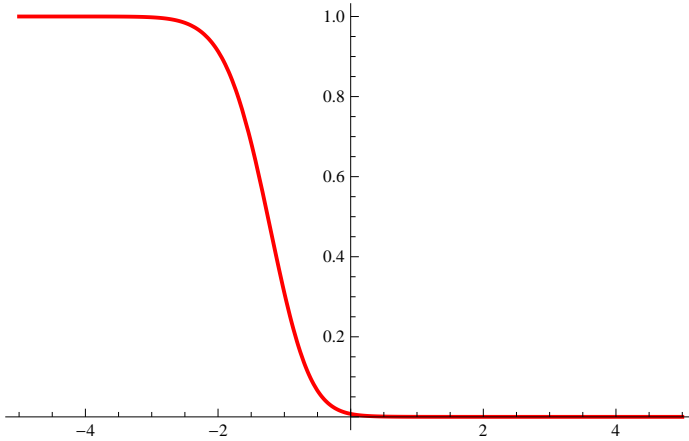
solTriply[sol, posinfinity] - Replace[P220[t], sol[[1]]] /. {t → posinfinity}
0.00264224
solQuadruply[sol, posinfinity] - Replace[P210[t], sol[[1]]] /. {t → posinfinity}
0.138302
solQuintuply[sol, posinfinity] - Replace[P200[t], sol[[1]]] /. {t → posinfinity}
0.0931115
solSextuply[sol, posinfinity] - Replace[P100[t], sol[[1]]] /. {t → posinfinity}
0.0208855
solSeptuply[sol, posinfinity] - Replace[P000[t], sol[[1]]] /. {t → posinfinity}
0.

```

■ Double core hole only graphs

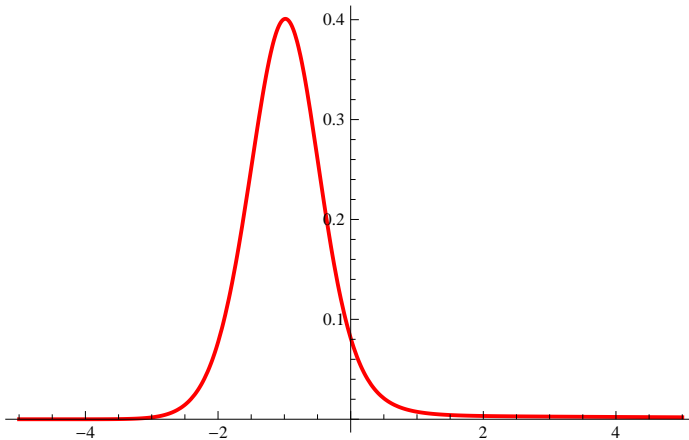
```
solgroundfunc[sol_, t1_] := Replace[P223[t], sol[[1]]] /. {t → t1}
```

```
Plot[solgroundfunc[sol, t1 / t0ToFemtoSecond],
{t1, -5, 5}, PlotRange → All, PlotStyle → {Thick, Red}]
```



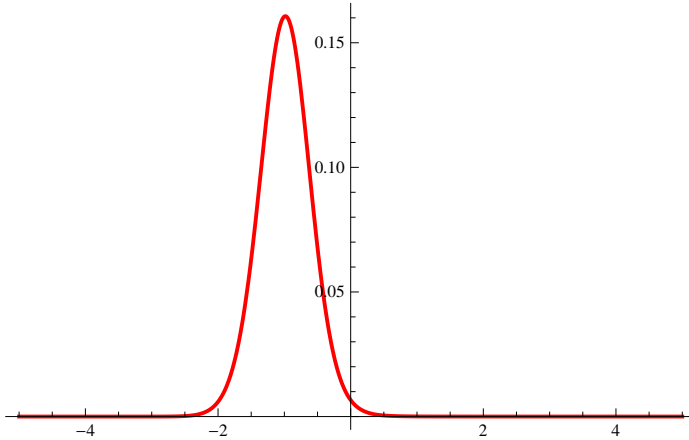
```
solholefunc[sol_, t1_] := (Replace[P123[t], sol[[1]])] /. {t → t1}
```

```
Plot[solholefunc[sol, t1 / t0ToFemtoSecond],
{t1, -5, 5}, PlotRange → All, PlotStyle → {Thick, Red}]
```



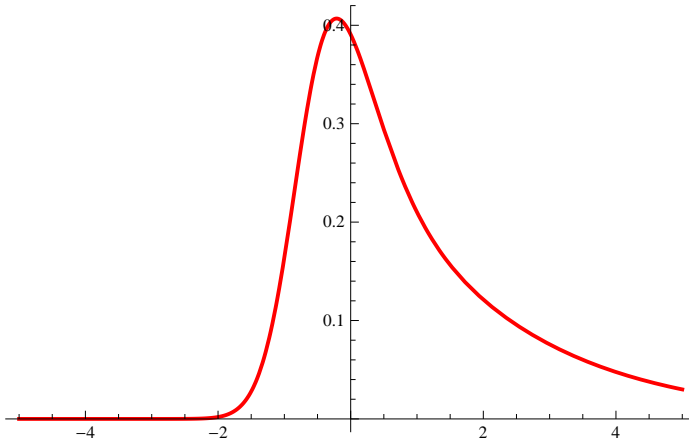
```
soltwinfunc[sol_, t1_] := (Replace[P123[t], sol[[1]])] /. {t → t1} ^ 2
```

```
Plot[soltwinfunc[sol, t1 / t0ToFemtoSecond],
     {t1, -5, 5}, PlotRange -> All, PlotStyle -> {Thick, Red}]
```



```
soldeplfunc[sol_, t1_] := Replace[P023[t], sol[[1]]] /. {t -> t1}
```

```
Plot[soldeplfunc[sol, t1 / t0ToFemtoSecond],
     {t1, -5, 5}, PlotRange -> All, PlotStyle -> {Thick, Red}]
```



Photon energy dependence of ion yields

```
jxphen[t_] := jxgaussian[J0X, tauX, t];
solen := -1
solveIfNeeded[en_, ionyield_] := (
  If[solen != en,
    solen = en;
    sol = solveNitrogenRateEquations[
      en * eVToHartree, jxphen, neginfinity, posinfinity, 1 / 1000, True];
  ];
  ionyield[sol, posinfinity]
)
```

```

Plot[{solveIfNeeded[en, solGround], solveIfNeeded[en, solSingly],
  solveIfNeeded[en, solDoubly], solveIfNeeded[en, solTriply],
  solveIfNeeded[en, solQuadruply], solveIfNeeded[en, solQuintuply],
  solveIfNeeded[en, solSextuply], solveIfNeeded[en, solSeptuply]},
{en, 0, 2000}, PlotRange -> {{0, 2400}, {0, 1.3}},
PlotStyle -> {{Thick, Black}, {Thick, Red}, {Thick, Green}, {Thick, Blue}, {Thick, Magenta},
  {Thick, Cyan}, {Thick, Purple}, {Thick, Orange}}, AxesLabel -> {" $\omega$  [eV]", " $P_j(\omega)$ "},
AxesStyle -> {{Arrowheads[Automatic], AbsoluteThickness[0.8]},
  {Arrowheads[Automatic], AbsoluteThickness[0.8]}},
LabelStyle -> {FontFamily -> "Arial", FontSlant -> Plain, FontSize -> 18}, PlotLegend ->
{"Neutral", "Singly", "Doubly", "Triply", "Quadruply", "Quintuply", "Sextuply", "Septuply"},
LegendPosition -> {0.53, -0.35}, LegendSize -> {0.35, 0.6},
LegendTextSpace -> 7, LegendShadow -> None]

```

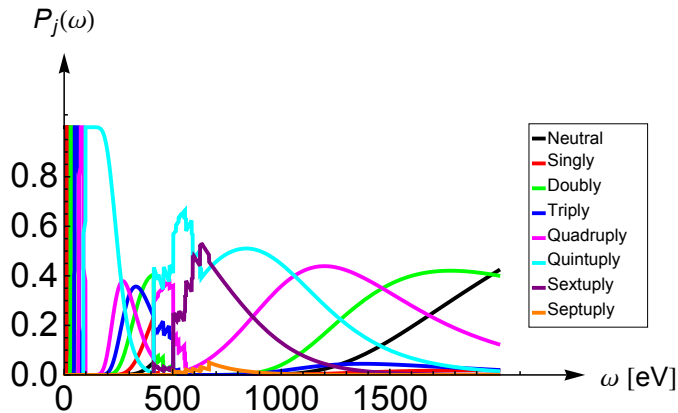
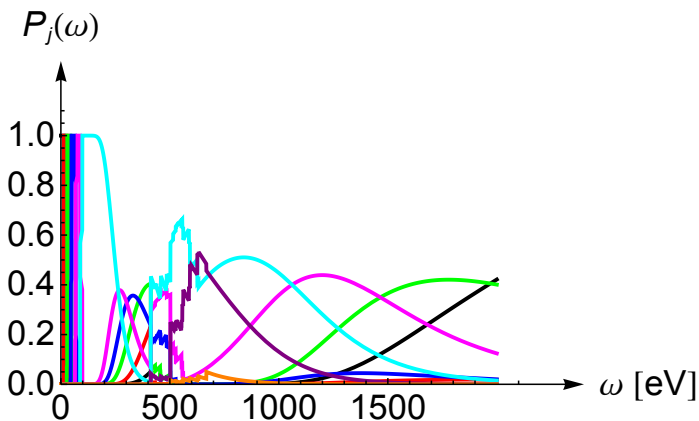


Figure: probabilities to find a single nitrogen atom in specific charge states: neutral (**black**), singly (**red**), doubly (**green**), triply (**blue**), quadruply (**magenta**), quintuply (**cyan**), sextuply (**purple**), and septuply (**orange**).

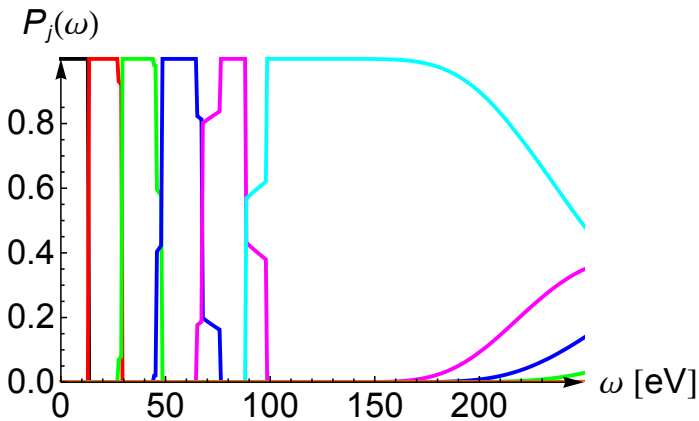
```

plt = Plot[{solveIfNeeded[en, solGround], solveIfNeeded[en, solSingly],
  solveIfNeeded[en, solDoubly], solveIfNeeded[en, solTriply],
  solveIfNeeded[en, solQuadruply], solveIfNeeded[en, solQuintuply],
  solveIfNeeded[en, solSextuply], solveIfNeeded[en, solSeptuply]},
{en, 0, 2000}, PlotRange -> {{0, 2400}, {0, 1.3}},
PlotStyle -> {{Thick, Black}, {Thick, Red}, {Thick, Green}, {Thick, Blue}, {Thick, Magenta},
  {Thick, Cyan}, {Thick, Purple}, {Thick, Orange}}, AxesLabel -> {" $\omega$  [eV]", " $P_j(\omega)$ "},
AxesStyle -> {{Arrowheads[Automatic], AbsoluteThickness[0.8]},
  {Arrowheads[Automatic], AbsoluteThickness[0.8]}},
LabelStyle -> {FontFamily -> "Arial", FontSlant -> Plain, FontSize -> 18}]

```

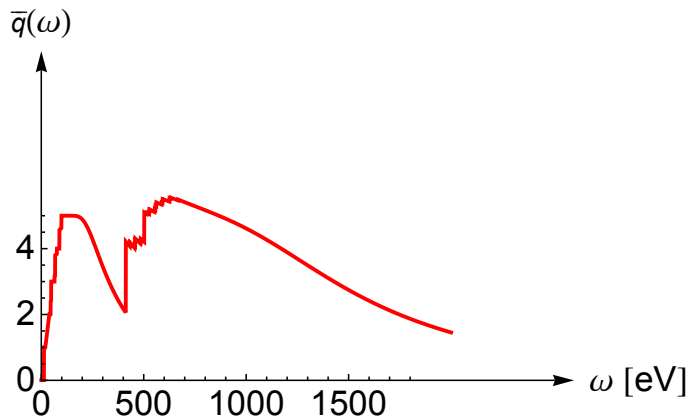



```
Show[plt, PlotRange -> {{0, 250}, {0, 1}}]
```



```
averageCharge[en_] := (
  sol = solveNitrogenRateEquations[
    en * eVToHartree, jxphen, neginfinity, posinfinity, 1 / 1000, True];
  {solSingly[sol, posinfinity], solDoubly[sol, posinfinity], solTriply[sol, posinfinity],
    solQuadruply[sol, posinfinity], solQuintuply[sol, posinfinity],
    solSextuply[sol, posinfinity], solSeptuply[sol, posinfinity]}.{1, 2, 3, 4, 5, 6, 7}
)
```

```
Plot[averageCharge[en], {en, 0, 2000}, PlotRange -> {{0, 2600}, {0, 10}},
  PlotStyle -> {Thick, Red}, AxesLabel -> {"omega [eV]", "q_bar(omega)"},
  AxesStyle -> {{Arrowheads[Automatic], AbsoluteThickness[0.8]},
    {Arrowheads[Automatic], AbsoluteThickness[0.8]}},
  LabelStyle -> {FontFamily -> "Arial", FontSlant -> Plain, FontSize -> 18}]
```



References

- [1] Nina Rohringer, Robin Santra, Phys. Rev. A **76**, 033416 (2007), <http://dx.doi.org/10.1103/PhysRevA.76.033416>
- [2] Los Alamos National Laboratory Atomic Physics Codes, <http://aphysics2.lanl.gov/cgi-bin/ION/runlanl08a.pl>
- [3] LCLS Parameter Index for X-RAY-OPTICS / RADIATION-SOURCE, http://www-ssrl.slac.stanford.edu/htbin/rdb-web/LCLS_params_DB_public
- [4] M. G. Makris, P. Lambropoulos, A. Mihelič, Phys. Rev. Lett. **102**, 033002 (2009), <http://dx.doi.org/10.1103/PhysRevLett.102.033002>

[5] J. L. Campbell, Tibor Papp, *Widths of the atomic K-N7 levels*, At. Data Nucl. Data Tables **77**, 1–56 (2001), <http://dx.doi.org/10.1006/adnd.2000.0848>

[6] Ryan Coffee, John Bozek, Christian Buth, Marcus Hertlein, Markus Gühr, Nora Berrah, Ali Belkacem, Linda Young, Louis DiMauro, Hamed Merdji, Janos Hajdu, Philip H. Bucksbaum, *X-ray multiple ionization of impulsively aligned molecules*, Linac Coherent Light Source, Menlo Park, California, USA, 2009, research proposal for the first round of beam time at the Linac Coherent Light Source

[7] Mau Hsiung Chen, Phys. Rev. A **44**, 239-242 (1991), <http://dx.doi.org/10.1103/PhysRevA.44.239>

[8] Albert C. Thompson *et al.*, *X-ray data booklet*, Center for X-ray Optics and Advanced Light Source, Lawrence Berkeley National Laboratory, <http://xdb.lbl.gov>

[9] Christian Buth, Robin Santra, Phys. Rev. A **78**, 043409 (2008), <http://dx.doi.org/10.1103/PhysRevA.78.043409>