

```

<< Units`
<< PhysicalConstants`
<< PlotLegends`

SetDirectory[NotebookDirectory[]]

Get["NitrogenRateEquations.m"]
Get["NitrogenMoleculeRateEqs.m"]

HartreeToeV := 27.2113845
eVToHartree := 1 / HartreeToeV
JouleToHartree := 2.29371269*^17
MilliJouleToHartree := 1*^-3 * JouleToHartree
BohrToAngstroem := 0.5291772083
AngstroemToBohr := 1 / BohrToAngstroem
MicrometerToBohr := 1*^4 * AngstroemToBohr
BohrToMicrometer := 1 / MicrometerToBohr
t0ToSecond := 24.18884326505*^-18
t0ToFemtoSecond := 24.18884326505*^-3
crossSectionAUtoBarn := 1*^8 * BohrToAngstroem^2
crossSectionAUtocm2 := crossSectionAUtoBarn * 1*^-24
crossSectioncm2toAU := 1 / crossSectionAUtocm2

neginfinity := -1000 / t0ToFemtoSecond
posinfinity := 1000 / t0ToFemtoSecond

```

# Double and single core holes in a nitrogen molecule in LCLS radiation

Christian Buth, 20 April 2012

Argonne National Laboratory, Argonne, Illinois 60439, USA

Max-Planck-Institut für Kernphysik, Saupfercheckweg 1, 69117 Heidelberg, Germany

The PULSE Institute for Ultrafast Energy Science, SLAC National Accelerator Laboratory, Menlo Park, California 94025, USA

---

## Core hole decay events for a single intensity of a 4 fs pulse

```

tauX4 := 4 / t0ToFemtoSecond
totTX4 := 4 * tauX4

```

Optimal fraction of nominal pulse energy determined with the fragmentation matrix model:

```
optdamp4 := 0.26
```

### ■ Definitions

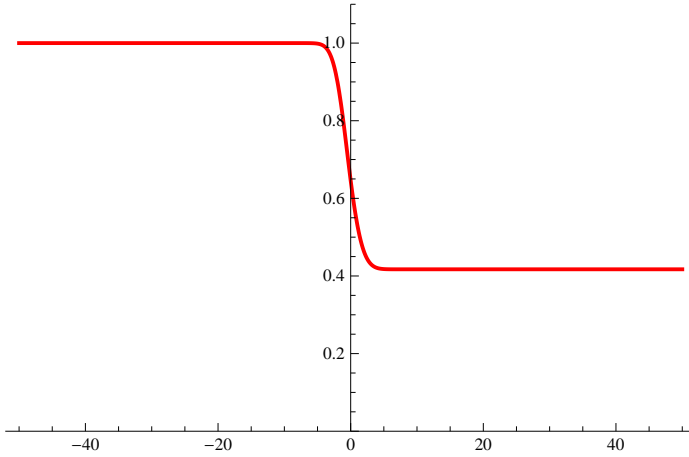
```

iondominant[pulseenergy_, photonenergy_, tauX_] := Module[{J0Xpeak, sol, jxdom},
  J0Xpeak = 2 * Sqrt[Log[2] / Pi] / tauX * peakfluence[pulseenergy, photonenergy];
  jxdom[t_] := jxgaussian[J0Xpeak, tauX, t];
  sol = papaSolveRateEqs[photonenergy, jxdom, neginfinity, posinfinity, 1 / 1000, True];
  sol
]

```

## ■ Neutral molecules

```
solm1 =
  iondominant[optdamp4 * 0.15 * MilliJouleToHartree, 1100 * eVToHartree, 4 / t0ToFemtoSecond];
Plot[solNeutral[solm1, t1 / t0ToFemtoSecond],
  {t1, -50, 50}, PlotRange -> {0, 1.1}, PlotStyle -> {Thick, Red}]
```



Total probability of a nitrogen molecule to remain neutral:

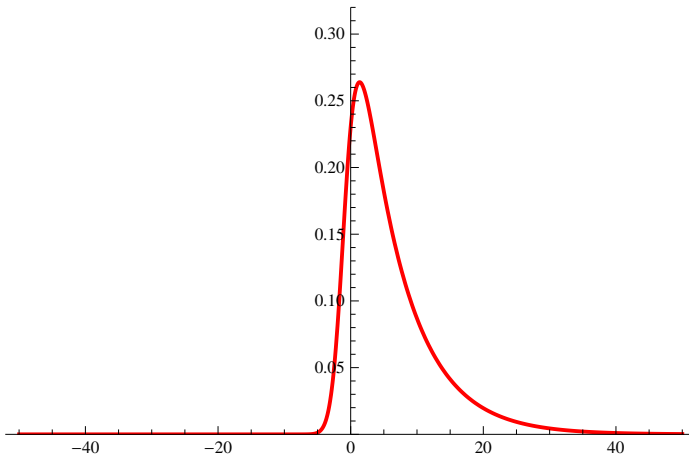
```
probNeutral[sol_, t1_] := solNeutral[sol, t1]
```

```
probNeutral[solm1, posinfinity]
```

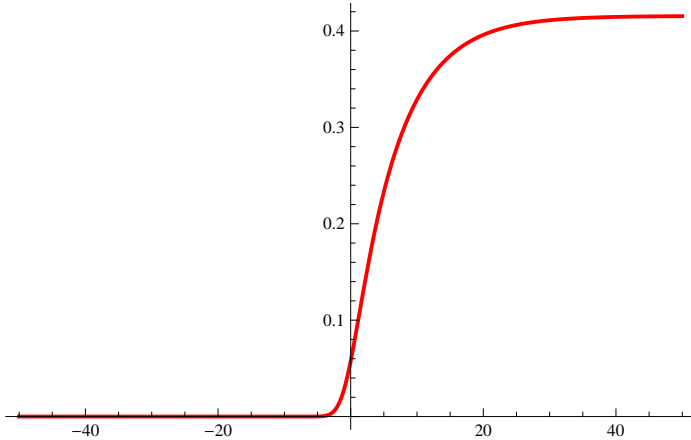
```
0.417211
```

## ■ Single core hole decay events

```
sol0 =
  iondominant[optdamp4 * 0.15 * MilliJouleToHartree, 1100 * eVToHartree, 4 / t0ToFemtoSecond];
Plot[solsSCH[sol0, t1 / t0ToFemtoSecond],
  {t1, -50, 50}, PlotRange -> {0, 0.32}, PlotStyle -> {Thick, Red}]
```



```
Plot[solsCHdecay[sol0, t1 / t0ToFemtoSecond],
     {t1, -50, 50}, PlotRange -> All, PlotStyle -> {Thick, Red}]
```



Total probability of a nitrogen molecule to carry a single core hole which decays by Auger decay:

```
probsCH[sol_, t1_] := solsCHdecay[sol, t1]
```

```
probsCH[sol0, posinfinity]
```

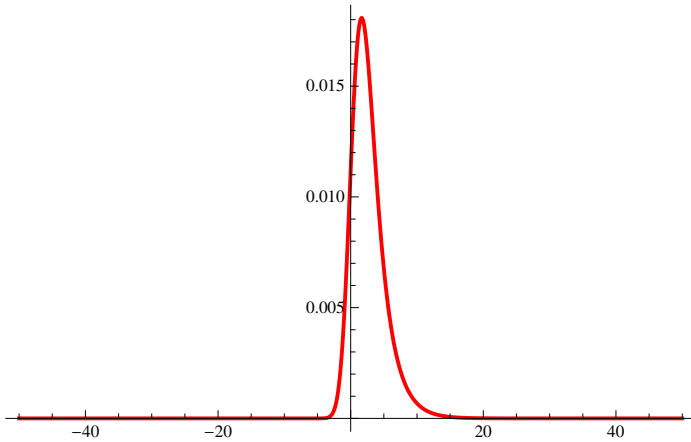
```
0.415609
```

#### ■ Single-site double core hole decay events

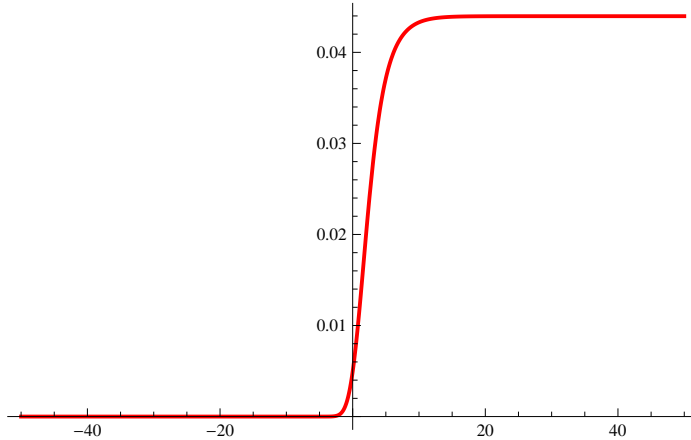
```
sol1 =
```

```
iondominant[optdamp4 * 0.15 * MilliJouleToHartree, 1100 * eVToHartree, 4 / t0ToFemtoSecond];
```

```
Plot[soldCHsinglesite[sol1, t1 / t0ToFemtoSecond],
     {t1, -50, 50}, PlotRange -> All, PlotStyle -> {Thick, Red}]
```



```
Plot[soldCHsinglesiteDecay[sol1, t1 / t0ToFemtoSecond],
      {t1, -50, 50}, PlotRange -> All, PlotStyle -> {Thick, Red}]
```



Total probability of a nitrogen molecule to carry a single-site double core hole which decays by Auger decay:

```
probDCHsinglesite[sol_, t1_] := soldCHsinglesiteDecay[sol, t1]
```

```
probDCHsinglesite[sol1, posinfinity]
```

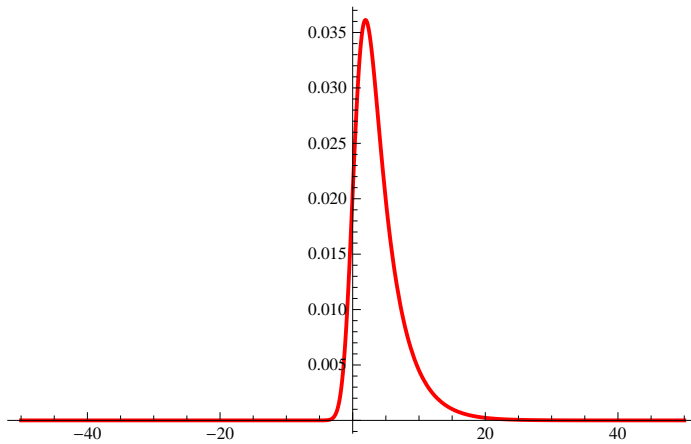
```
0.0439726
```

#### ■ Two-site double core hole decay events

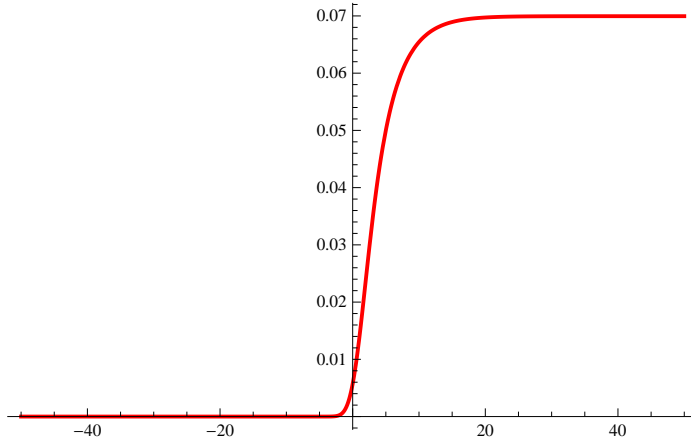
```
sol2 =
```

```
iondominant[optdamp4 * 0.15 * MilliJouleToHartree, 1100 * eVToHartree, 4 / t0ToFemtoSecond];
```

```
Plot[soldCHtwosites[sol2, t1 / t0ToFemtoSecond],
      {t1, -50, 50}, PlotRange -> All, PlotStyle -> {Thick, Red}]
```



```
Plot[soldCHtwositesDecay[sol2, t1 / t0ToFemtoSecond],
     {t1, -50, 50}, PlotRange -> All, PlotStyle -> {Thick, Red}]
```



Total probability of a nitrogen molecule to carry a two-site double core hole which decays by Auger decay:

```
probDCHtwosites[sol_, t1_] := soldCHtwositesDecay[sol, t1]
```

```
probDCHtwosites[sol2, posinfinity]
```

```
0.0699548
```

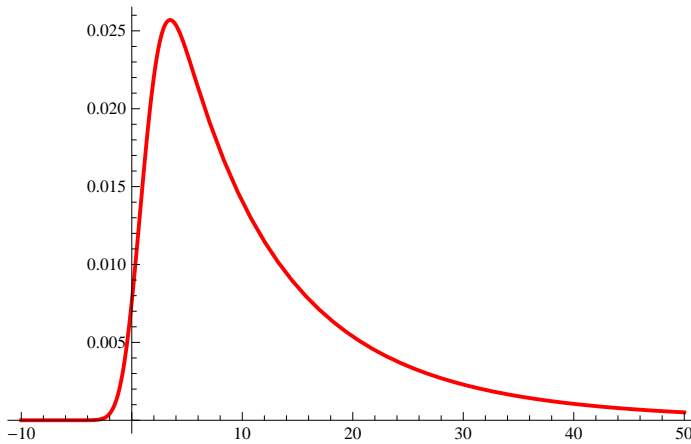
#### ■ Photoionization-Auger decay-Photoionization-Auger decay events

```
sol3 =
```

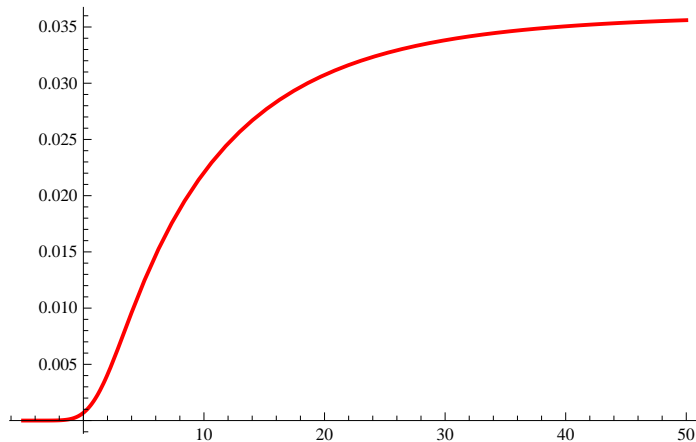
```
iondominant[optdamp4 * 0.15 * MilliJouleToHartree, 1100 * eVToHartree, 4 / t0ToFemtoSecond];
```

```
Plot[solPAP[sol3, t1 / t0ToFemtoSecond],
```

```
{t1, -10, 50}, PlotRange -> All, PlotStyle -> {Thick, Red}]
```



```
Plot[solPAPA[sol3, t1 / t0ToFemtoSecond],
      {t1, -5, 50}, PlotRange -> All, PlotStyle -> {Thick, Red}]
```



Total probability of a nitrogen molecule to carry a single-site double core hole which decays by Auger decay:

```
probPAPA[sol_, t1_] := solPAPA[sol, t1]
probPAPA[sol3, posinfinity]
0.0361149
```

---

## Time evolution of the charging of the crater for a 4 fs pulse

- Crater average
- Crater definition

tauX is the FWHM duration of the x-ray flux:

```
jxgaussian[1, tauX4, tauX4 / 2]
```

```
0.5
```

Area of ellipse with major axis rhoXx and minor axis rhoYy:

```
Pi * rhoXx / 2 * rhoYy / 2 * BohrToMicrometer ^ 2
```

```
2.07345
```

```
crater[-rhoXx / 2, 0] / crater[0, 0]
```

```
0.5
```

```
crater[rhoXx / 2, 0] / crater[0, 0]
```

```
0.5
```

```
crater[0, -rhoYy / 2] / crater[0, 0]
```

```
0.5
```

```
crater[0, rhoYy / 2] / crater[0, 0]
```

```
0.5
```

```
Integrate[craterX[rx], {rx, -∞, ∞}]
```

```
1.
```

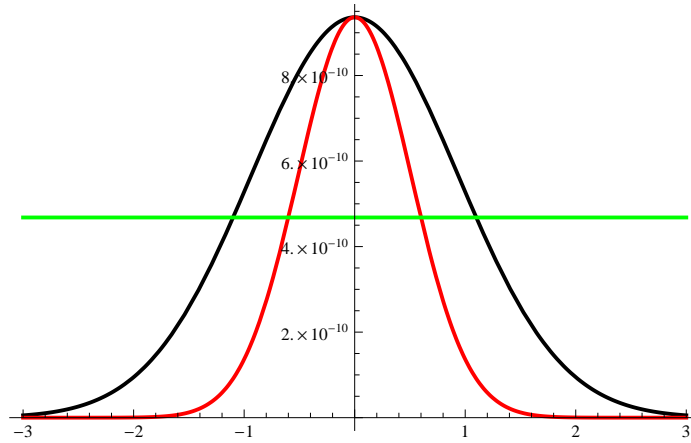
```
Integrate[craterX[ry], {ry, -∞, ∞}]
```

1.

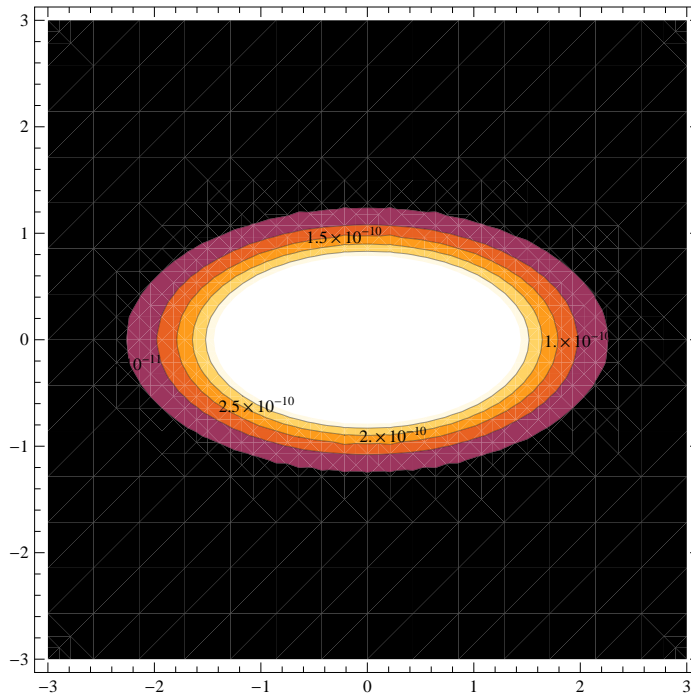
```
Integrate[crater[rx, ry], {rx, -∞, ∞}, {ry, -∞, ∞}]
```

1.

```
Plot[{crater[r * MicrometerToBohr, 0],
      crater[0, r * MicrometerToBohr], 1 / 2 * craterX[0] * craterY[0]}, {r, -3, 3},
      PlotStyle → {{Black, Thick}, {Red, Thick}, {Green, Thick}}, PlotRange → All]
```



```
ContourPlot[crater[rx * MicrometerToBohr, ry * MicrometerToBohr],
            {rx, -3, 3}, {ry, -3, 3}, ColorFunction → "SunsetColors", ContourLabels → True]
```



### ■ Gaussian temporal pulse shape

```

craterprofile[t1_, pulseenergy_,
  photonenergy_, tauX_, nintsteps_, nint_, truth_] := Module[
{J0Xpeak, J0Xcur, jxcrater, sol},
  J0Xpeak = 2 * Sqrt[Log[2] / Pi] / tauX * peakfluence[pulseenergy, photonenergy];
  J0Xcur = J0Xpeak / nintsteps * nint;
  jxcrater[t_] := jxgaussian[J0Xcur, tauX, t];
  sol =
  papaSolveRateEqs[photonenergy, jxcrater, neginfinity, posinfinity, 1 / 1000, truth];
{J0Xcur, probNeutral[sol, t1], probSCH[sol, t1], probDCHsinglesite[sol, t1],
  probDCHtwosites[sol, t1], probPAPA[sol, t1]}
]

cratertabprof[t1_, pulseenergy_,
  photonenergy_, tauX_, nintsteps_, truth_] := Module[{nint},
  Table[craterprofile[t1, pulseenergy, photonenergy, tauX, nintsteps, nint, truth],
    {nint, nintsteps, 0, -1}]
]

craterint[funyields_, pulseenergy_, photonenergy_, tauX_, rx_, ry_] := Module[{jj0x},
jj0x = J0Xfun[pulseenergy, photonenergy, tauX, rx, ry];
funyields[jj0x]
]

craterintegration[tabsection_, pulseenergy_, photonenergy_, pulseduration_, nwhich_,
  extXx_, extYy_] := Module[{funionyi, crationyi, rx, ry}, funionyi = ListInterpolation[
  tabsection[[All, nwhich]], {tabsection[[All, 1]]}, Method -> "Spline"];
Off[Solve::ifun];
Off[NIntegrate::slwcon];
crationyi = 1 / (extXx * extYy) *
  NIntegrate[craterint[funionyi, pulseenergy, photonenergy, pulseduration, rx, ry],
    {rx, -extXx / 2, extXx / 2}, {ry, -extYy / 2, extYy / 2},
    MaxRecursion -> 10 000, Method -> "LocalAdaptive"];
On[Solve::ifun];
On[NIntegrate::slwcon];
crationyi
]

crateranalysis[t1_, pulseenergy_, photonenergy_, pulseduration_,
  nint_, inclDCH_, extXx_, extYy_] := Module[{tabsection, nwhich},
tabsection = cratertabprof[t1, pulseenergy, photonenergy, pulseduration, nint, inclDCH];
  Table[craterintegration[tabsection, pulseenergy,
    photonenergy, pulseduration, nwhich, extXx, extYy], {nwhich, 2, 6}]
]

```

### ■ SASE temporal pulse shape

```

craterprofilesase[t1_, pulseenergy_, photonenergy_,
  tauX_, nintsteps_, nint_, truth_, ipulse_, totTX_] := Module[
{J0Xpeak, J0Xcur, jxcrater, sol, funamp},
  J0Xpeak = 2 * Sqrt[Log[2] / Pi] / tauX * peakfluence[pulseenergy, photonenergy];
  J0Xcur = J0Xpeak / nintsteps * nint;
  funamp = Interpolation[tabamplitude[[ipulse]], Method -> "Spline"];
  jxcrater[t_] := If[Abs[t] ≤ totTX / 2, J0Xcur * funamp[t]^2, 0];
  sol =
  papaSolveRateEqs[photonenergy, jxcrater, neginfinity, posinfinity, 1 / 1000, truth];
{J0Xcur, probNeutral[sol, t1], probSCH[sol, t1], probDCHsinglesite[sol, t1],
  probDCHtwosites[sol, t1], probPAPA[sol, t1]}
]

cratertabprofsase[t1_, pulseenergy_, photonenergy_,
  tauX_, nintsteps_, truth_, ipulse_, totTX_] := Module[{nint},
  Table[craterprofilesase[t1, pulseenergy, photonenergy, tauX,
    nintsteps, nint, truth, ipulse, totTX], {nint, nintsteps, 0, -1}]
]

```



```

crateranalysissase[t1_, pulseenergy_, photonenergy_, pulseduration_, nint_,
  inclDCH_, extXx_, extYy_, ipulse_, totTX_] := Module[{tabsection, nwhich},
  tabsection = craterabprofsase[t1, pulseenergy, photonenergy,
    pulseduration, nint, inclDCH, ipulse, totTX];
  Table[craterintegration[tabsection, pulseenergy, photonenergy,
    pulseduration, nwhich, extXx, extYy], {nwhich, 2, 6}]
]

```

## ■ Probabilities for nitrogen to remain neutral and undergo single and double core-hole decay

### ■ Gaussian temporal pulse shape

Probability for a nitrogen molecule to remain neutral, undergo decay of a single core hole, a double core hole on two sites, and a double core hole on a single site:

```

finalprob1 = crateranalysis[posinfinity, optdamp4 * 0.15 * MilliJouleToHartree,
  1100 * eVToHartree, 4 / t0ToFemtoSecond, nintdata, True, rhoXx / 4, rhoYy / 4]
{0.427714, 0.411576, 0.0422164, 0.0672424, 0.0348374}

```

```

finalprob2 = crateranalysis[posinfinity, optdamp4 * 0.15 * MilliJouleToHartree,
  1100 * eVToHartree, 4 / t0ToFemtoSecond, nintdata, True, rhoXx / 2, rhoYy / 2]
{0.458743, 0.398207, 0.0373852, 0.059733, 0.0312301}

```

```

finalprob3 = crateranalysis[posinfinity, optdamp4 * 0.15 * MilliJouleToHartree,
  1100 * eVToHartree, 4 / t0ToFemtoSecond, nintdata, True, rhoXx, rhoYy]
{0.570524, 0.335824, 0.0237461, 0.038212, 0.0204007}

```

```

finalprob4 = crateranalysis[posinfinity, optdamp4 * 0.15 * MilliJouleToHartree,
  1100 * eVToHartree, 4 / t0ToFemtoSecond, nintdata, True, 2 * rhoXx, 2 * rhoYy]
{0.806486, 0.160937, 0.00765421, 0.012368, 0.00668456}

```

```

finalprob5 = crateranalysis[posinfinity, optdamp4 * 0.15 * MilliJouleToHartree,
  1100 * eVToHartree, 4 / t0ToFemtoSecond, nintdata, True, 4 * rhoXx, 4 * rhoYy]
{0.949372, 0.0423628, 0.00191838, 0.0031, 0.00167577}

```

```

finalprob =
  crateranalysis[posinfinity, optdamp4 * 0.15 * MilliJouleToHartree, 1100 * eVToHartree,
    4 / t0ToFemtoSecond, nintdata, True, 10 * MicrometerToBohr, 10 * MicrometerToBohr]
{0.978614, 0.0178942, 0.000810324, 0.00130944, 0.000707847}

```

Sum of probabilities is not unity because there is also direct valence ionization:

```

{Total[finalprob1[[1 ;; 4]]], Total[finalprob2[[1 ;; 4]]], Total[finalprob3[[1 ;; 4]]],
  Total[finalprob4[[1 ;; 4]]], Total[finalprob5[[1 ;; 4]]], Total[finalprob[[1 ;; 4]]]}
{0.948749, 0.954068, 0.968306, 0.987445, 0.996753, 0.998628}

```

### ■ SASE temporal pulse shape

```
Get["sasepulses4fs.get"];
```

```

saseprob1 = crateranalysissase[posinfinity,
  optdamp4 * 0.15 * MilliJouleToHartree, 1100 * eVToHartree, 4 / t0ToFemtoSecond,
  nintdata, True, 10 * MicrometerToBohr, 10 * MicrometerToBohr, 1, totTX4]
{0.973636, 0.0213755, 0.00120368, 0.00193098, 0.00128567}

```

```

saseprob10 =
  1 / 10 * Sum[crateranalysissase[posinfinity, optdamp4 * 0.15 * MilliJouleToHartree,
    1100 * eVToHartree, 4 / t0ToFemtoSecond, nintdata, True,
    10 * MicrometerToBohr, 10 * MicrometerToBohr, i, totTX4], {i, 1, 10}]
{0.977073, 0.0188143, 0.000972593, 0.0015619, 0.000953035}

```

```

saseprob100 =
  1 / 100 * Sum[crateranalysis[sase[posinfinity, optdamp4 * 0.15 * MilliJouleToHartree,
    1100 * eVToHartree, 4 / t0ToFemtoSecond, nintdata, True,
    10 * MicrometerToBohr, 10 * MicrometerToBohr, i, totTX4], {i, 1, 100}]
{0.974921, 0.0202188, 0.00116597, 0.00186909, 0.00103993}

saseprob1000 =
  1 / 1000 * Sum[crateranalysis[sase[posinfinity, optdamp4 * 0.15 * MilliJouleToHartree,
    1100 * eVToHartree, 4 / t0ToFemtoSecond, nintdata, True,
    10 * MicrometerToBohr, 10 * MicrometerToBohr, i, totTX4], {i, 1, 1000}]
{0.974587, 0.0204848, 0.00118562, 0.00190094, 0.00107217}

```

#### ■ Ratios of finding DCHs and PAPs versus SCHs

```

ratiosFnalProb[fnalP_] :=
  {fnalP[[3]] / fnalP[[2]], fnalP[[4]] / fnalP[[2]], fnalP[[5]] / fnalP[[2]],
  fnalP[[2]] / Total[fnalP[[2 ;; 4]]], fnalP[[3]] / Total[fnalP[[2 ;; 4]]],
  fnalP[[4]] / Total[fnalP[[2 ;; 4]]], fnalP[[5]] / Total[fnalP[[2 ;; 4]]]}

ratiosFnalProb[finalprob1]
{0.102573, 0.163378, 0.0846439, 0.78992, 0.0810242, 0.129055, 0.066862}

ratiosFnalProb[finalprob2]
{0.0938839, 0.150005, 0.0784269, 0.80393, 0.0754761, 0.120594, 0.0630498}

ratiosFnalProb[finalprob3]
{0.07071, 0.113786, 0.0607481, 0.844241, 0.0596963, 0.0960625, 0.051286}

ratiosFnalProb[finalprob4]
{0.0475603, 0.0768501, 0.0415352, 0.889355, 0.042298, 0.068347, 0.0369396}

ratiosFnalProb[finalprob5]
{0.0452845, 0.0731774, 0.0395577, 0.894085, 0.0404882, 0.0654268, 0.0353679}

ratiosFnalProb[finalprob]
{0.0452842, 0.0731769, 0.0395574, 0.894086, 0.040488, 0.0654264, 0.0353677}

ratiosFnalProb[saseprob1]
{0.0563112, 0.0903361, 0.0601469, 0.872108, 0.0491094, 0.0787828, 0.0524546}

ratiosFnalProb[saseprob10]
{0.0516943, 0.0830166, 0.0506548, 0.881282, 0.0455573, 0.073161, 0.0446412}

ratiosFnalProb[saseprob100]
{0.0576676, 0.0924432, 0.0514338, 0.869481, 0.0501409, 0.0803776, 0.0447207}

ratiosFnalProb[saseprob1000]
{0.057878, 0.0927976, 0.0523398, 0.869055, 0.0502992, 0.0806462, 0.0454861}

Fluence dependence of PAP process; computation for the same pulse energy as the 280 fs pulse:
finpfluence =
  crateranalysis[posinfinity, optdamp280 * 0.26 * MilliJouleToHartree, 1100 * eVToHartree,
    4 / t0ToFemtoSecond, nintdata, True, 10 * MicrometerToBohr, 10 * MicrometerToBohr]
{0.963123, 0.0274245, 0.00235982, 0.00371518, 0.00186535}

```

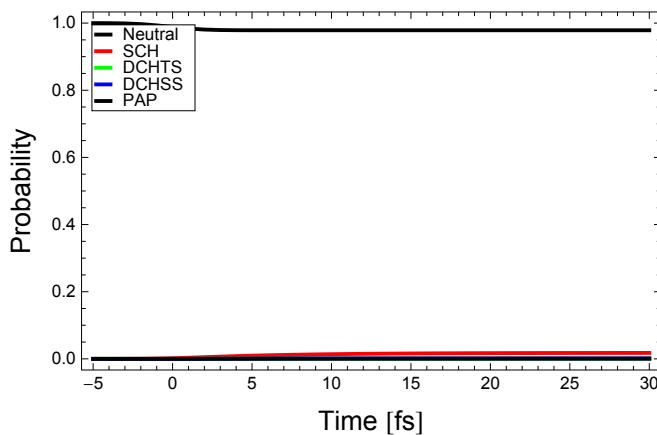
```
ratiosFnalProb[finpfluence]
```

```
{0.0860476, 0.135469, 0.0680174, 0.818654, 0.0704433, 0.110902, 0.0556827}
```

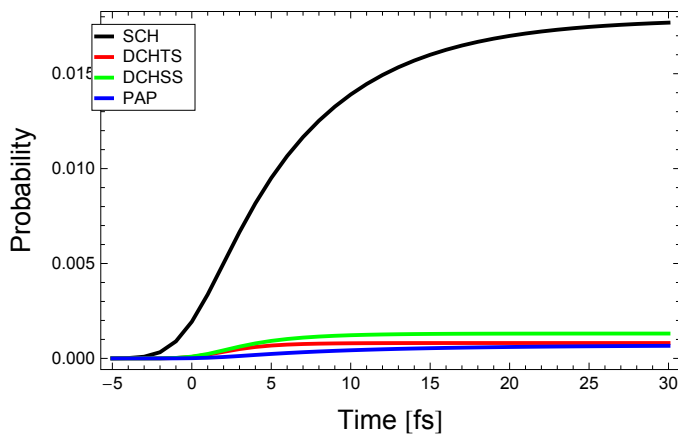
## ■ Presentation graphics

```
tab4 = Table[
  Flatten[{t1, crateranalysis[t1 / t0ToFemtoSecond, optdamp4 * 0.15 * MilliJouleToHartree,
    1100 * eVToHartree, 4 / t0ToFemtoSecond, nintdata, True,
    10 * MicrometerToBohr, 10 * MicrometerToBohr]}], {t1, -5, 30}];
```

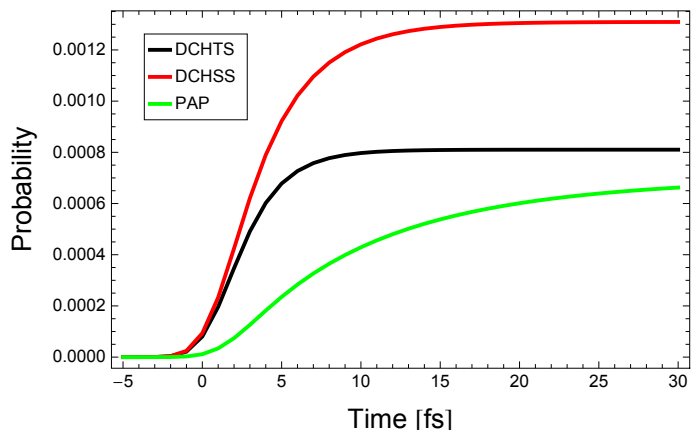
```
ListPlot[{tab4[[All, {1, 2}]], tab4[[All, {1, 3}]], tab4[[All, {1, 4}]],
  tab4[[All, {1, 5}]], tab4[[All, {1, 6}]]}, PlotRange → All, Joined → True,
  PlotStyle → {{Thick, Black}, {Thick, Red}, {Thick, Green}, {Thick, Blue}}, Frame → True,
  Axes → False, FrameLabel → {"Time [fs]", "Probability"}, LabelStyle → {FontFamily → "Arial"},
  PlotLegend → {"Neutral", "SCH", "DCHTS", "DCHSS", "PAP"}, LegendPosition → {-0.75, 0.33},
  LegendSize → {0.3, 0.25}, LegendTextSpace → 3, LegendShadow → None]
```



```
ListPlot[{tab4[[All, {1, 3}]], tab4[[All, {1, 4}]],
  tab4[[All, {1, 5}]], tab4[[All, {1, 6}]]}, PlotRange → All, Joined → True,
  PlotStyle → {{Thick, Black}, {Thick, Red}, {Thick, Green}, {Thick, Blue}}, Frame → True,
  Axes → False, FrameLabel → {"Time [fs]", "Probability"}, LabelStyle → {FontFamily → "Arial"},
  PlotLegend → {"SCH", "DCHTS", "DCHSS", "PAP"}, LegendPosition → {-0.75, 0.33},
  LegendSize → {0.3, 0.25}, LegendTextSpace → 3, LegendShadow → None]
```



```
ListPlot[{tab4[All, {1, 4}], tab4[All, {1, 5}], tab4[All, {1, 6}]}, PlotRange -> All,
Joined -> True, PlotStyle -> {{Thick, Black}, {Thick, Red}, {Thick, Green}}, Frame -> True,
Axes -> False, FrameLabel -> {"Time [fs]", "Probability"}, LabelStyle -> {FontFamily -> "Arial"},
PlotLegend -> {"DCHTS", "DCHSS", "PAP"}, LegendPosition -> {-0.6, 0.3},
LegendSize -> {0.3, 0.25}, LegendTextSpace -> 3, LegendShadow -> None]
```




---

## Core hole decay events for a single intensity of a 280 fs pulse

```
tauX280 := 280 / t0ToFemtoSecond
totTX280 := 4 * tauX280
```

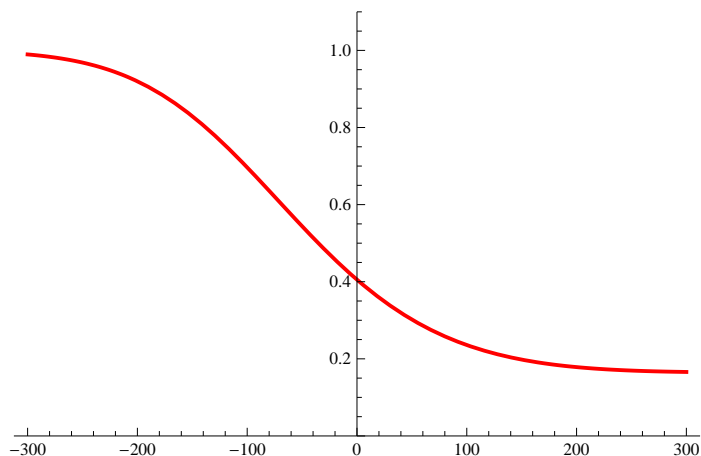
Optimal fraction of nominal pulse energy determined with the fragmentation matrix model:

```
optdamp280 := 0.31
```

### ■ Neutral molecules

```
solm1 = iondominant[optdamp280 * 0.26 * MilliJouleToHartree,
1100 * eVToHartree, 280 / t0ToFemtoSecond];
```

```
Plot[solNeutral[solm1, t1 / t0ToFemtoSecond],
{t1, -300, 300}, PlotRange -> {0, 1.1}, PlotStyle -> {Thick, Red}]
```



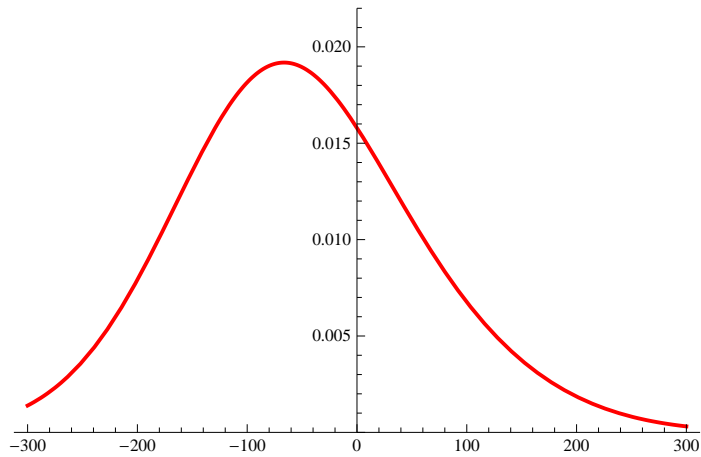
Total probability of a nitrogen molecule to remain neutral:

```
probNeutral[solm1, posinfinity]
```

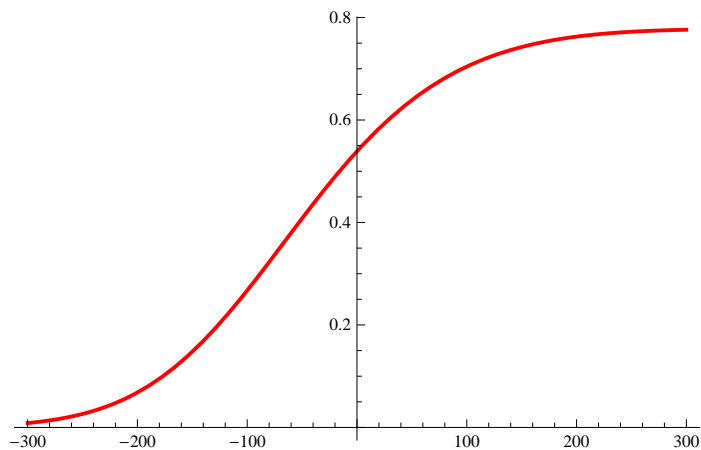
```
0.164211
```

### ■ Single core hole decay events

```
sol0 = iondominant[optdamp280 * 0.26 * MilliJouleToHartree,
  1100 * eVToHartree, 280 / t0ToFemtoSecond];
Plot[solsCH[sol0, t1 / t0ToFemtoSecond],
  {t1, -300, 300}, PlotRange -> {0, 0.022}, PlotStyle -> {Thick, Red}]
```



```
Plot[solsCHdecay[sol0, t1 / t0ToFemtoSecond],
  {t1, -300, 300}, PlotRange -> All, PlotStyle -> {Thick, Red}]
```



Total probability of a nitrogen molecule to carry a single core hole which decays by Auger decay:

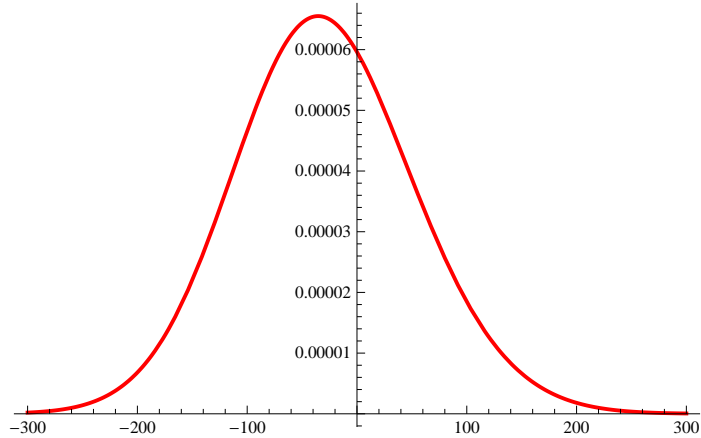
```
probsCH[sol0, posinfinity]
```

```
0.778138
```

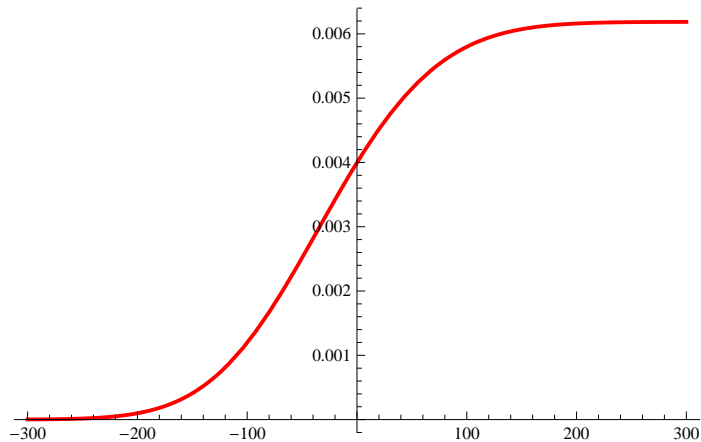
### ■ Single-site double core hole decay events

```
sol1 = iondominant[optdamp280 * 0.26 * MilliJouleToHartree,
  1100 * eVToHartree, 280 / t0ToFemtoSecond];
```

```
Plot[soldCHsinglesite[sol1, t1 / t0ToFemtoSecond],
      {t1, -300, 300}, PlotRange -> All, PlotStyle -> {Thick, Red}]
```



```
Plot[soldCHsinglesiteDecay[sol1, t1 / t0ToFemtoSecond],
      {t1, -300, 300}, PlotRange -> All, PlotStyle -> {Thick, Red}]
```



Total probability of a nitrogen molecule to carry a single-site double core hole which decays by Auger decay:

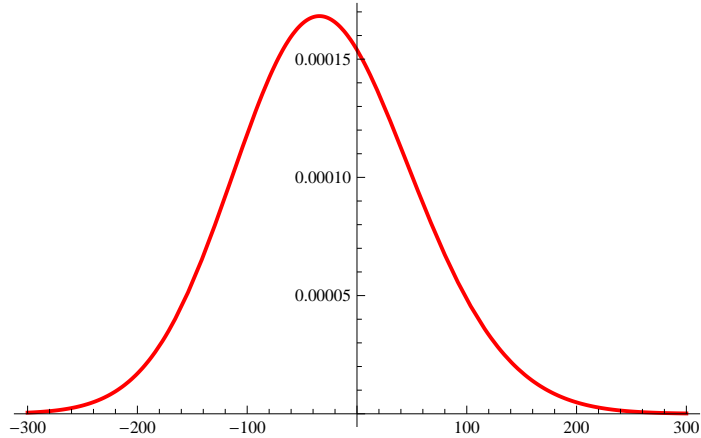
```
probDCHsinglesite[sol1, posinfinity]
```

```
0.00618653
```

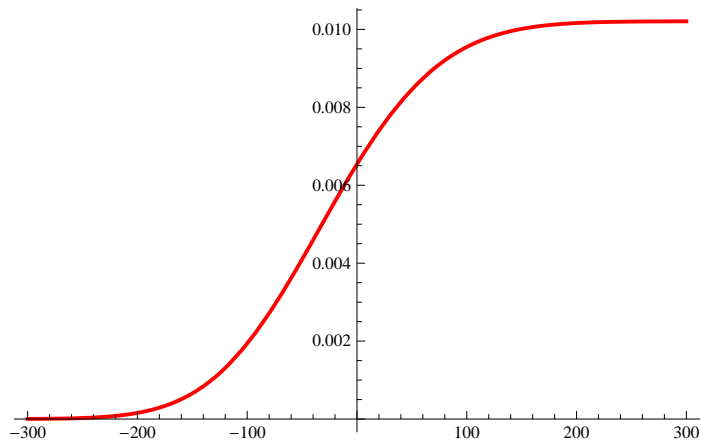
#### ■ Two-site double core hole decay events

```
sol2 = iondominant[optdamp280 * 0.26 * MilliJouleToHartree,
                   1100 * eVToHartree, 280 / t0ToFemtoSecond];
```

```
Plot[soldCHtwosites[sol2, t1 / t0ToFemtoSecond],
      {t1, -300, 300}, PlotRange -> All, PlotStyle -> {Thick, Red}]
```



```
Plot[soldCHtwositesDecay[sol2, t1 / t0ToFemtoSecond],
      {t1, -300, 300}, PlotRange -> All, PlotStyle -> {Thick, Red}]
```



Total probability of a nitrogen molecule to carry a two-site double core hole which decays by Auger decay:

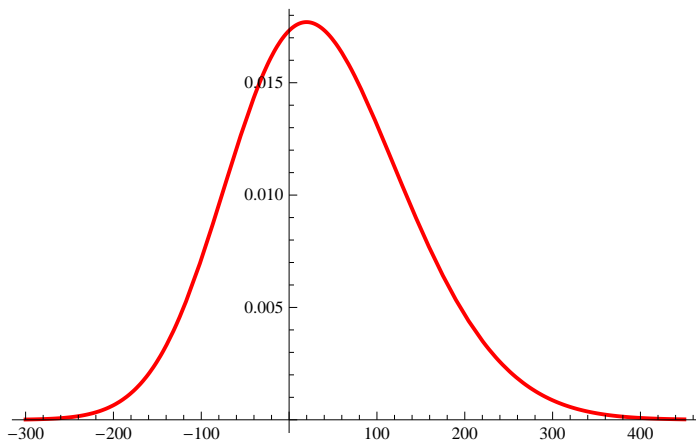
```
probDCHtwosites[sol2, posinfinity]
```

```
0.010208
```

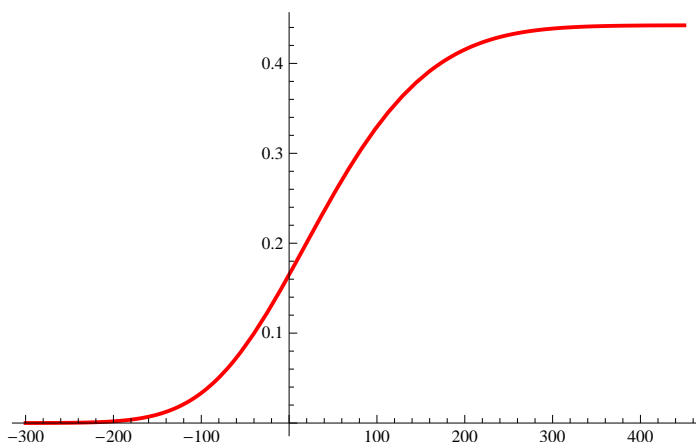
#### ■ Photoionization-Auger decay-Photoionization-Auger decay events

```
sol3 = iondominant[optdamp280 * 0.26 * MilliJouleToHartree,
                  1100 * eVToHartree, 280 / t0ToFemtoSecond];
```

```
Plot[solPAP[sol3, t1 / t0ToFemtoSecond],
      {t1, -300, 450}, PlotRange → All, PlotStyle → {Thick, Red}]
```



```
Plot[solPAPA[sol3, t1 / t0ToFemtoSecond],
      {t1, -300, 450}, PlotRange → All, PlotStyle → {Thick, Red}]
```



Total probability of a nitrogen molecule to carry a single-site double core hole which decays by Auger decay:

```
probPAPA[sol3, posinfinity]
```

```
0.442396
```

## Time evolution of the charging of the crater for a 280 fs pulse

### ■ Probabilities for nitrogen to remain neutral and undergo single and double core-hole decay

Probability for a nitrogen molecule to remain neutral, undergo decay of a single core hole, a double core hole on two sites, and a double core hole on a single site:

### ■ Gaussian temporal pulse shape

```
finalprob1 = crateranalysis[posinfinity, optdamp280 * 0.26 * MilliJouleToHartree,
                             1100 * eVToHartree, 280 / t0ToFemtoSecond, nintdata, True, rhoXx / 4, rhoYy / 4]
```

```
{0.172915, 0.770485, 0.00596623, 0.00984576, 0.430201}
```

```
finalprob2 = crateranalysis[posinfinity, optdamp280 * 0.26 * MilliJouleToHartree,
                             1100 * eVToHartree, 280 / t0ToFemtoSecond, nintdata, True, rhoXx / 2, rhoYy / 2]
```

```
{0.200498, 0.745998, 0.0053493, 0.00883064, 0.394286}
```



```

finalprob3 = crateranalysis[posinfinity, optdamp280 * 0.26 * MilliJouleToHartree,
  1100 * eVToHartree, 280 / t0ToFemtoSecond, nintdata, True, rhoXx, rhoYy]
{0.322043, 0.63554, 0.00351203, 0.00580237, 0.273137}

finalprob4 = crateranalysis[posinfinity, optdamp280 * 0.26 * MilliJouleToHartree,
  1100 * eVToHartree, 280 / t0ToFemtoSecond, nintdata, True, 2 * rhoXx, 2 * rhoYy]
{0.669188, 0.311711, 0.00115859, 0.00191512, 0.0932525}

finalprob5 = crateranalysis[posinfinity, optdamp280 * 0.26 * MilliJouleToHartree,
  1100 * eVToHartree, 280 / t0ToFemtoSecond, nintdata, True, 4 * rhoXx, 4 * rhoYy]
{0.912698, 0.0823051, 0.000290493, 0.000480182, 0.0233946}

finalprob =
  crateranalysis[posinfinity, optdamp280 * 0.26 * MilliJouleToHartree, 1100 * eVToHartree,
    280 / t0ToFemtoSecond, nintdata, True, 10 * MicrometerToBohr, 10 * MicrometerToBohr]
{0.963123, 0.0347659, 0.000122704, 0.000202829, 0.00988186}

Sum of probabilities is not unity because there is also direct valence ionization:
{Total[finalprob1[[1 ;; 4]]], Total[finalprob2[[1 ;; 4]]], Total[finalprob3[[1 ;; 4]]],
  Total[finalprob4[[1 ;; 4]]], Total[finalprob5[[1 ;; 4]]], Total[finalprob[[1 ;; 4]]]}
{0.959212, 0.960676, 0.966897, 0.983972, 0.995774, 0.998215}

```

#### ■ SASE temporal pulse shape

```

Get["sasepulses280fs.get"];

saseprob1 = crateranalysis[sase][posinfinity,
  optdamp280 * 0.26 * MilliJouleToHartree, 1100 * eVToHartree, 280 / t0ToFemtoSecond,
  nintdata, True, 10 * MicrometerToBohr, 10 * MicrometerToBohr, 1, totTX280]
{0.95715, 0.0402858, 0.000181317, 0.000299459, 0.0135826}

saseprob10 =
  1 / 10 * Sum[crateranalysis[sase][posinfinity, optdamp280 * 0.26 * MilliJouleToHartree,
    1100 * eVToHartree, 280 / t0ToFemtoSecond, nintdata, True,
    10 * MicrometerToBohr, 10 * MicrometerToBohr, i, totTX280], {i, 1, 10}]
{0.957096, 0.0403494, 0.000177061, 0.000292458, 0.0136314}

```

#### ■ Ratios of finding DCHs and PAPs versus SCHs

```

ratiosFnlProb[finalprob1]
{0.00774347, 0.0127787, 0.558351, 0.979891, 0.00758776, 0.0125217, 0.547123}

ratiosFnlProb[finalprob2]
{0.00717066, 0.0118374, 0.528535, 0.981347, 0.00703691, 0.0116165, 0.518676}

ratiosFnlProb[finalprob3]
{0.00552606, 0.00912982, 0.429772, 0.985556, 0.00544624, 0.00899795, 0.423564}

ratiosFnlProb[finalprob4]
{0.00371687, 0.0061439, 0.299163, 0.990236, 0.00368057, 0.0060839, 0.296242}

ratiosFnlProb[finalprob5]
{0.00352947, 0.00583418, 0.284242, 0.990723, 0.00349673, 0.00578005, 0.281605}

ratiosFnlProb[finalprob]
{0.00352944, 0.00583414, 0.28424, 0.990723, 0.0034967, 0.00578001, 0.281603}

```

```
ratiosFnalProb[saseprobl]
```

```
{0.00450077, 0.00743336, 0.337156, 0.988207, 0.00444769, 0.0073457, 0.33318}
```

```
ratiosFnalProb[saseprobl0]
```

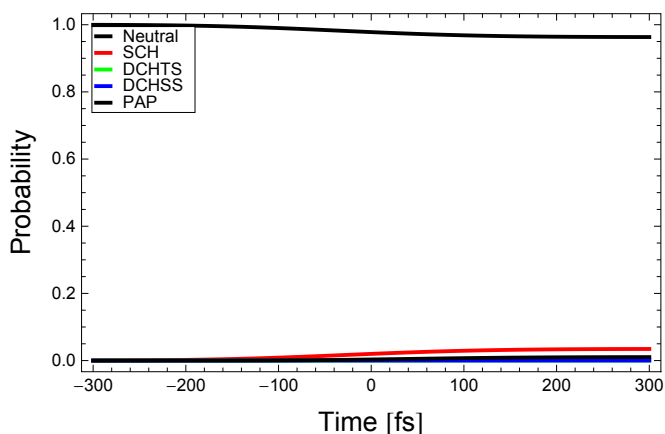
```
{0.00438819, 0.00724814, 0.337834, 0.988498, 0.00433772, 0.00716477, 0.333948}
```

## ■ Presentation graphics

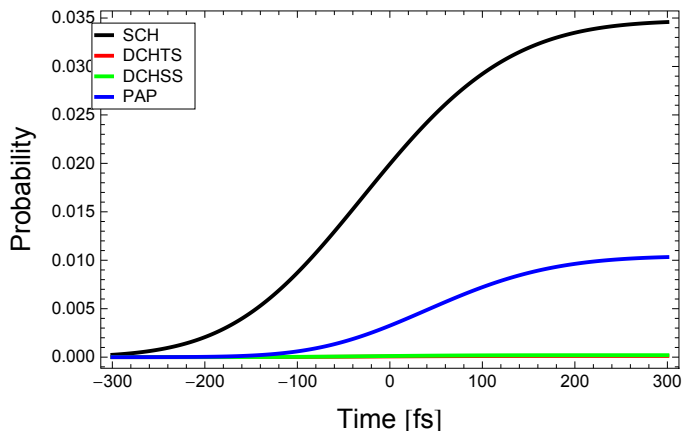
```
tab280 = Table[
```

```
  Flatten[{t1, crateranalysis[t1 / t0ToFemtoSecond, optdamp280 * 0.26 * MilliJouleToHartree,
    1100 * eVToHartree, 280 / t0ToFemtoSecond, nintdata, True,
    10 * MicrometerToBohr, 10 * MicrometerToBohr]}], {t1, -300, 300}];
```

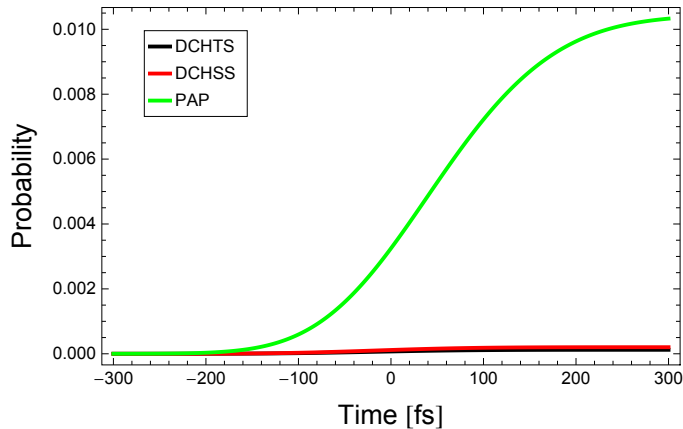
```
ListPlot[{tab280[[All, {1, 2}]], tab280[[All, {1, 3}]], tab280[[All, {1, 4}]],
  tab280[[All, {1, 5}]], tab280[[All, {1, 6}]]}, PlotRange → All, Joined → True,
  PlotStyle → {{Thick, Black}, {Thick, Red}, {Thick, Green}, {Thick, Blue}}, Frame → True,
  Axes → False, FrameLabel → {"Time [fs]", "Probability"}, LabelStyle → {FontFamily → "Arial"},
  PlotLegend → {"Neutral", "SCH", "DCHTS", "DCHSS", "PAP"}, LegendPosition → {-0.75, 0.33},
  LegendSize → {0.3, 0.25}, LegendTextSpace → 3, LegendShadow → None]
```



```
ListPlot[{tab280[[All, {1, 3}]], tab280[[All, {1, 4}]],
  tab280[[All, {1, 5}]], tab280[[All, {1, 6}]]}, PlotRange → All, Joined → True,
  PlotStyle → {{Thick, Black}, {Thick, Red}, {Thick, Green}, {Thick, Blue}}, Frame → True,
  Axes → False, FrameLabel → {"Time [fs]", "Probability"}, LabelStyle → {FontFamily → "Arial"},
  PlotLegend → {"SCH", "DCHTS", "DCHSS", "PAP"}, LegendPosition → {-0.75, 0.33},
  LegendSize → {0.3, 0.25}, LegendTextSpace → 3, LegendShadow → None]
```



```
ListPlot[{tab280[[All, {1, 4}]], tab280[[All, {1, 5}]], tab280[[All, {1, 6}]]},
  PlotRange → All, Joined → True, PlotStyle → {{Thick, Black}, {Thick, Red}, {Thick, Green}},
  Frame → True, Axes → False, FrameLabel → {"Time [fs]", "Probability"},
  LabelStyle → {FontFamily → "Arial"}, PlotLegend → {"DCHTS", "DCHSS", "PAP"},
  LegendPosition → {-0.6, 0.3}, LegendSize → {0.3, 0.25},
  LegendTextSpace → 3, LegendShadow → None]
```




---

## References

- [1] Nina Rohringer, Robin Santra, *Phys. Rev. A* **76**, 033416 (2007), <http://dx.doi.org/10.1103/PhysRevA.76.033416>
- [2] Los Alamos National Laboratory Atomic Physics Codes, <http://aphysics2.lanl.gov/cgi-bin/ION/runlanl08a.pl>
- [3] LCLS Parameter Index for X-RAY-OPTICS / RADIATION-SOURCE, [http://www-ssrl.slac.stanford.edu/htbin/rdb-web/LCLS\\_params\\_DB\\_public](http://www-ssrl.slac.stanford.edu/htbin/rdb-web/LCLS_params_DB_public)
- [4] M. G. Makris, P. Lambropoulos, A. Mihelič, *Phys. Rev. Lett.* **102**, 033002 (2009), <http://dx.doi.org/10.1103/PhysRevLett.102.033002>
- [5] J. L. Campbell, Tibor Papp, *Widths of the atomic K-N7 levels*, *At. Data Nucl. Data Tables* **77**, 1–56 (2001), <http://dx.doi.org/10.1006/adnd.2000.0848>
- [6] Ryan Coffee, John Bozek, Christian Buth, Marcus Hertlein, Markus Gühr, Nora Berrah, Ali Belkacem, Linda Young, Louis DiMauro, Hamed Merdji, Janos Hajdu, Philip H. Bucksbaum, *Xray multiple ionization of impulsively aligned molecules*, Linac Coherent Light Source, Menlo Park, California, USA, 2009, research proposal for the first round of beam time at the Linac Coherent Light Source
- [7] Mau Hsiung Chen, *Phys. Rev. A* **44**, 239-242 (1991), <http://dx.doi.org/10.1103/PhysRevA.44.239>
- [8] Albert C. Thompson *et al.*, *X-ray data booklet*, Center for X-ray Optics and Advanced Light Source, Lawrence Berkeley National Laboratory, <http://xdb.lbl.gov>
- [9] Christian Buth, Robin Santra, *Phys. Rev. A* **78**, 043409 (2008), <http://dx.doi.org/10.1103/PhysRevA.78.043409>